



Encouraging all woodworkers in self-expression, craftsmanship and knowledge

Colorado Woodworkers Guild

October 2015

Upcoming Events

October 20, 2015 - I am hoping to get some member mini-presentations. Got a jig you made? Or perhaps a project you'd like to show off? Or some joinery technique you could demonstrate? Please send me an email president@coloradowoodworkersguild.org.

October 24, 25, 31 and November 1 - Rockler Gallery. Rockler will have its annual Gallery in the Basement (where we hold our meetings). The gallery is attended by all the clubs who hold meetings at Rockler. These include:

- Front Range Woodturners
 - Rocky Mountain Shipwrights
 - 700th Scale and Radio Control Club
 - Rocky Mountain Marquetry Club
- Colorado Woodworkers Guild

We need items to display and help manning the booth. You can sign up to help [here](#). If you cannot help man the booth but have an item for us to display please send me an email.

November 17, 2015 - Ben Little from the Rycroft Campus will be giving us a presentation. Take a look [here](#) for more info on Ben.

December 12, 2015 - Guild Holiday Party

Well, it's that time of the year again – when we start wondering whether we really had the furnace tuned up at the end of last winter, when we need to keep the garage door closed while making sawdust, and not least, when we start thinking about holiday parties. With Halloween just a couple of weeks off, and Thanksgiving only a few weeks after that, it's time to add the Guild's holiday party to your events calendar, so reserve the evening of Saturday, December 12th, at 6 PM to share the seasonal spirit with your fellow woodworkers and your spouse or significant other, at First Plymouth Congregational Church, at the intersection of South Colorado and Hampden.

Veterans of our previous parties usually talk about the great conversations and lots of laughs that were part of it. But there's more. Remember that thing from dear old Aunt Florence you've stashed on the top shelf of the closet? Well, bring it for the White Elephant gift exchange. Our generous sponsors and the Guild will also provide numerous door prizes.

Dinner will be a pot-luck affair, with the Guild providing pork, turkey and brisket. Of course, we'll also make sure to have plates, utensils, napkins, glasses, and soft drinks. Members will provide appetizers, salads, sides and desserts according to a plan to be announced when it's ready for prime time.

Sign up to attend now. on our website under What's New at the Guild and Upcoming Meetings, Classes and Events.

Presidents Message



Elections:

Your Board of Directors has been serving for two or more years now. Several wish to step down. At the September meeting, I asked for someone to step up to be Vice President in 2016 with the understanding that he would become president in 2017. I am willing to serve as president for one more year. After that I'd like to focus on Programs and Classes.

Jim McNamee has agreed to do this. Many thanks to Jim. Lindy has been serving as our Publicity and PR chair for several years now. He wishes to "slow down". So, we need a Pub/PR person to step up.

We also need someone to be Secretary for 2016. This is not a particularly onerous task. It mostly consists of taking minutes at board meetings.

October Meeting:

Join us October 20th starting at 6:30 PM for an evening of mini-presentations. We will have four mini-presentations; three by guild members and one by a new source for wood. Take a look at the guild's home page for more info on this.

November Meeting:

In the guild's first newsletter there is a letter from the guild's first president, James W. Brandt. He describes how the guild was formed and states that the first ever meeting of the guild was held in November 1980. Flash forward 35 years to November 2015 and we have the Guild's 35th anniversary meeting. This is a special meeting for two reasons; One the guild's first president, Jim Brandt, will be president. Two, we have a presentation from a nationally known member of the Rycroft Campus.

There is more info about this on the Guild's home page. Join us for a memorable evening as we bring a close to 2015 meetings.

Member Involvement:

Our members represent a broad range of woodworking knowledge. We have new woodworkers, experienced amateurs (including myself) and professionals. I appeal to all of you to provide input for the monthly presentations. The October meeting is made up of demos from members. Please consider ways to contribute to our meeting presentations. Either via suggestions for presenters or to do a presentation yourself. Sharing your knowledge improves all our woodwork.

One other note: Can you provide something for us to display at the upcoming Gallery in Rockler's basement? If so, please let me know.

Cary Goltermann - Le Président

Shows And Exhibits

The WoodWorking Shows:



The WoodWorking Shows has finally posted its 2016 schedule. The bad news is they are not coming to Denver at all! Above is a map (from <http://www.thewoodworkingshows.com/shows.htm>) of the 2016 shows. I enjoy this show and will miss its presence in Denver. I may make a trip to KC to see it there. Then again driving to KC in February doesn't sound like much fun.

Rockler Gallery:

On October 24th and 25th and October 31st November 1st, Rockler will have its annual Gallery in its basement. The gallery is attended by all the clubs who hold meetings in Rockler's basement.

We need people to help man the booth and items to display. So far we have volunteers for most of the days of the show. We could use some help on November 31st. You can signup here

<http://coloradowoodworkersguild.org/index.php/2015-rockler-gallery>.

We could also use some help with demos. Can you do a simple demo on one or more of the days?

Cary Goltermann – Occasional Assistant to the Shows And Exhibits Chair

Community Service

Veteran's Burial Urns

The Community Service Committee has become aware of a need for burial urns for the cremated remains of indigent veterans. The remains of veterans who die without family or resources sufficient to purchase burial urns are interred in the plastic or cardboard boxes that come from the crematorium. They are entitled to be buried in a national cemetery but there are no federal or other funds to purchase the urns. The urns can be either in the form of boxes or turned vase-like containers. The Committee is looking for a Guild member who would be willing to organize and lead an effort by Guild members to make and donate urns for the vets. The guild is prepared to help with the costs of materials. Anyone interested in taking on this worthwhile effort should contact either

Charlie Kuechenmeister at charlesk13@gmail.com or Jeff Roth at jeffroth@mayawai.com and either of us can provide additional information about the program.

Charlie Kuechenmeister




***Santa's (Jeff Roth) Workshop
During Toy project***

Membership

Membership Problems??? Send an email to president@coloradowoodworkersguild.org


At this writing the guild has 263 members paid through the end of 2015. Our member database includes 89 members whose membership expired on or before December 31 2014.

All memberships expire on December 31 of the current year. Starting in November we will begin to issue member cards for the 2016 calendar year. New members joining after November 1st will receive a membership card good through 2016-12-31. Existing members can start to renew in November.



If your member card looks like this (member name/expiration in black text on a silver background), it will expire at the end of this year. If it looks like anything else, it expired last year or earlier.


The 2016 member cards look like this (member name/expiration in black text on a yellow background).



We make member cards like this for a few reasons. First, the tape is printed on a Brother Label printer. The information is derived directly from membership applications. This saves me the need of entering everything manually. Second, it allows our sponsors to easily identify an up-to-date member card. More than a few sponsors have asked for this. Third, our members can easily know if their membership is up-to-date or not.

Member Badges:

Pretty much at every member meeting, I make member name badges for several members. If you want one of these and have never gotten one, talk to me and I'll get you fixed up.



Cary Goltermann - Assistant to the Membership Chair

Sponsor's Corner

Mountain View Window and Door Special Event

Mountain View Window and Door, one of our sponsors, is a member of the **Elite Industry Partners** group that is holding a special open house to demonstrate their work. Here are the details:

Grape Street Show Home: An Open House Experience Unlike Any Other

October 14, 2015; 1-6pm
1155 Grape Street, Denver, CO 80220
Tours; appetizers; wine and beer; prize drawings

Also, consider visiting **Mountain View Window and Door** at 815 S. Jason Street in Denver (not far from Austin Hardwoods). Mountain View has a remarkable store.

Paxton Wood of the Month

The **Wood of the Month** for October at Frank Paxton Lumber is 4Q **walnut**. The lumber comes surfaced on three sides (S3S), is 9 inches wide or wider and in random lengths. As usual, please call 303-399-6047 for pricing.

August Presentation

CWG member **Bill Fox** gave a presentation about how he built an 18-piece set of Green & Green (G&G) dining room chairs. Bill entered one of his six arm chairs in July's Show & Tell and received First Place for his craftsmanship. He generously agreed to return this month and explain how he recreated these masterpieces.



Before undertaking this project Bill thoroughly researched the style, proportions, and details of G&G furniture. Unable to take measurements of an original chair (it resides in a Los Angeles museum) he purchased a Gustav Stickley reproduction of the chair. He took precise measurements of the dimensions and angles of each part of the Stickley reproduction. Bill further supplemented these measurements with the writings of Darrell Peart about G&G furniture for such details as their ebony plugs, cloud lifts, leg indents and brackets. Bill's goal was to create chairs that were more than merely copies of G&G or Stickley. He was inspired by them but wanted to express his own creative ideas and make them his own. Armed with this information, Bill prepared full size drawings and cut templates to guide construction.

Crafted from sapele wood with ebony accents, each chair represents hundreds of hours of Bill's painstaking labor. Even though a chair might have two dozen components, making 18 identical versions of each one was made faster and more repeatable by using power tools, templates, jigs and fixtures. Although he didn't mention it, Bill spent a considerable amount of time preparing and tweaking each jig until it performed perfectly. Bill brought samples of these construction aids to show what was involved in constructing and using them. He shared bits of wisdom he gained from this experience, "Carefully label all your patterns and jigs". Another piece of advice was, "Quarter-sawn sapele is susceptible to router tear out. Gradually sneak up on those cuts ". Bill emphasized, "Nothing is perfect. Aim for perfection but work with what you get."

Some hallmarks of G&G chairs are their compound curving crest rail and decorative splat. Bill went in to great detail demonstrating how he laid out, routed and fitted these highly visible parts. He showed how he made tiny tulip flower decorations for the splats with the help of a miniature belt sander and a delicate touch. Although most chair joints are either mortise-and-tenon or slip tenons, Bill used a few carefully hidden screws to solve a couple of tricky joinery problems. Chair seats are nicely upholstered in leather that complements the chairs ebony adornments.

Bill undertook a labor of love. He spent five years completing six dining room arm chairs and 12 side chairs. Members thanked Bill for sharing his wisdom and experience with us. We had many questions for him afterwards. Needless to say, everyone was anxious to admire his chair close up and inspect the many jigs he brought.

James McNamee

To view this presentation, [Click here](#), Log In, and click on the video you wish to see.



Show & Tell

We had five entries in the September Show & Tell.

Our long time Videographer, **Cal Noguchi**, showed us an Origami Crane made of Oak, Beech and Maple.

Next our CNC Maestro, **Doug Pinney**, entered a Paris Plaque made of Alder and engraved on his CNC Machine.

We had a second CNC entry. **John Konen** brought a CNC Engraved Barbershop Clock made of Baltic Birch Plywood and Pine. It is designed to be viewed in a mirror. Causing the engraved lettering to be “mirror imaged” was a difficult task.

Bill Knoll showed off a work in progress Plant Stand made of half-sawn and rift sawn White Oak. This is to be auctioned off to help raise money for a scholarship.

Dale Bowlin, gave us the final and winning entry, a Floating End Table made of Walnut, Maple and Figured Maple.

Many thanks to the members who brought something to show off.

Cary Goltermann – El Presidente and sometimes Show&Tell writer upper



About Wood

As this column has developed, it has been about the woods that we use in our work. The list of woods is long; only a few have been addressed—the column will continue with the list, but with this month, we are taking a break to investigate some additional lumber terminology.

Along the way, several terms have been introduced so that we can better understand the physical characteristics of the various woods. Terms like Modulus of Rupture (MOR), Modulus of Elasticity (MOE), Crush Strength, and Janka Hardness have been presented. Dried Weight, Specific Gravity, Shrinkage, Stability, Decay Resistance, Toxicity, and others have also been used.

More Terminology

There are more new terms than can be covered in one issue of this column. Several of these important terms are covered this month, with more to follow in future editions. Terms are those used mainly in North America (terms are in no particular order):

Lumber (American English term): wood processed (by a saw mill) into beams and planks

Timber (Australian, British, and New Zealand): wood processed into beams and planks

Softwoods: primarily from coniferous species such as pine, fir, spruce, cedar, and hemlock; usually provided as dimensional lumber and primarily used in construction

Hardwoods: primarily from deciduous trees; usually sold as random widths and lengths of a specified thickness; commonly sold using the “quarter” system (4/4, four quarter refers to a 1-inch-thick board)

Rough-sawn (Rgh): right from the saw mill, without finished surfaces; meets “quarter” specifications (4/4 is in fact one inch)

Surfaced: has been milled to a finished surface on one or more sides; **S1S** is surfaced on one face; **S2S** is surfaced on two faces; **S3S** lumber has been surfaced on two faces and then ripped on one edge; **S4S** has been surfaced on both faces and ripped on both edges; an S3S board will be milled to approximately 3/4” thickness

Plain sawn: looking at the end-grain, the annual rings are roughly parallel to the faces; least stable

Quarter sawn: again, looking at the end-grain, the annual rings are perpendicular to the faces; most stable

Rift sawn: annual rings are half way between perpendicular and parallel to the faces

Boxed Heart: all of the heart (pith) is within the width of the board

Heart Center: the heart (pith) in the center of the cross section of the log

Free of Heart Center (FOHC): a board without any of the heart center

Free of Knots (FOK): a board without any knots

Board Foot (BdFt or Bf): The most common lumber measure in the sale of hardwoods; BdFt is calculated as Length x Width x Thickness/ 144 = Bf; as examples, a block (that you might use in turning) 12” x12” x12” would be 12 Bf; a 4/4 board 6” wide and 8’ long (96”) would yield 4 Bf

Lumber Grades: grades set by the National Hardwood Lumber Association;

FAS, first and second grade;

Select is below FAS but higher than Common;

#1 and #2 Common, fair amount of allowable defects and color variations

As before, if you have questions about wood or wood terminology, contact wood@coloradowoodworkersguild.org.

Bits & Pieces

On the Website Home page

New Classified Ads category

In addition to the "[For Sale by Members](#)" category, we have established a "[For Sale by the Guild](#)" category. Occasionally unused shop equipment, tools, and wood are donated to the Guild. When we find something which might be useful to a member, we list it in the "For Sale by Guild" category, with a price set at about 50% of the price on eBay or Craig's List.

2015 Guild Officers



Cary Goltermann – President
president@coloradowoodworkersguild.org

Bob Kleinfeldt – Vice President
vice-president@coloradowoodworkersguild.org



Laura Peterson – Treasurer
treasurer@coloradowoodworkersguild.org

Mark Childs – Secretary
secretary@coloradowoodworkersguild.org



Guild Committee Chairs



Audio – Video – Cal Noguchi
video@coloradowoodworkersguild.org

Classes - **Vacant**
classes@coloradowoodworkersguild.org

Community Service - Charles Kuechenmeister & Jeff Roth
community-service@coloradowoodworkersguild.org



Al Limiero – Newsletter Editor
newsletter@coloradowoodworkersguild.org

Programs - **Vacant**
programs@coloradowoodworkersguild.org



Publicity and Public Relations - Lindy Baer
publicity-pr@coloradowoodworkersguild.org

Kevin Loyd – Shows and Exhibits
shows@coloradowoodworkersguild.org



Librarian - Roger Abraham
library@coloradowoodworkersguild.org

Refreshments – Dick Daily
hospitality@coloradowoodworkersguild.org



Dennis Machlica – Membership
membership@coloradowoodworkersguild.org

Classified Ads – Michael Cunningham
classifiedads@coloradowoodworkersguild.org



Wilbur Goltermann – Webmaster
webmaster@coloradowoodworkersguild.org

CWG Sponsors

The Colorado Woodworkers Guild is fortunate to have several companies as Sponsors. The Sponsors help the Guild with programs, materials, supplies, facilities, display space, financial, and other means. In many cases, Guild members are able to obtain discounts from our Sponsors (except for power tools and sale items). Please note: the Guild discounts only apply to in person purchases in the store (except where noted), and are not available at any sponsor's online store. You must show a current membership card to obtain the discount

Sponsor List

A Cut Above 16512 Armintha Street Van Nuys, CA 91406

Phone: 800-444-2999 Website: www.acutabove.com

Austin Hardwoods of Denver, Inc. 975 W. Mississippi Denver, CO 80223

Phone: 303-733-1292 Website: www.austinhardwoods.com

B & B Rare Woods 871 Brickyard Circle, Unit C4 Golden, CO 80403

Phone: 303-986-2585 Website: www.wood-veneers.com

Charlie's 2nd Hand Store, Inc. 2227 Larimer Street Denver, CO 80205

Phone: 303-295-1781 Website: www.usedtoolsplus.com

Collector's Specialty Woods

Collector's Specialty Woods 4355 Monaco Street, Unit A Denver, CO 80216 (this is their Denver show-room and warehouse)

Collector's Specialty Woods 8055 County Road 570 Gardner, CO 81040 (this is their southern Colorado wood yard, kiln drying facility, woodshop, and another show-room) Phone: 800-746-2413

Denver Woodworking Company 2062 S. Bannock Street Denver, CO 80223

Phone: 303-733-3130 Website: www.denverwoodworking.com

EZ Dado 5220 E. 130th Circle Thornton, CO 80241

Phone: 303-902-8134 Website: www.ezdado.com

Frank Paxton Lumber Company 4837 Jackson Street Denver, CO 80216

Phone: 303-399-6047 Website: www.paxtonwood.com/denver.aspx

Mountain View Window and Door 815 S. Jason Street Denver, CO 80223

Phone: 303-649-2217 Website: www.mtnview.us

Reclaimed Boxcar Flooring

Phone: 303-913-6373 Website: www.reclaimedboxcarflooring.com

Rockler Woodworking and Hardware 2553 S. Colorado Blvd Denver, CO 80222

Phone: 303-782-0588 Website: www.rockler.com/retail/denver-colorado-hardware-store.cfm

Signature Medallions 4218 Ponce De Leon Drive La Mesa, CA 91941

Phone: 619-303-2876 Website: www.signaturemedallions.com

TC Woods 5406 County Road 23 Ft. Lupton, CO 80621

Phone: 3-666-8989 Website: www.tcwoods.com

Tool Zone, Inc. 8651 Grant Street, Unit 1A Thornton, CO 80229

Phone: 303-252-8500 Website: www.toolzone.com

Woodcraft of Denver 6770 S. Peoria Street Centennial, CO 80112

Phone: 303-290-0007 Website: <http://www.woodcraft.com/stores/store.aspx?id=305>

Login Information

Full Name

Email Address

Username

Badge Name

Contact Information

Street Address

State

Phone Number

City

Zip Code

Website

Guild Participation Profile

- | | | | | |
|-----------------------|---|---|---|--|
| Woodworking Interests | <input type="checkbox"/> Cabinet making | <input type="checkbox"/> Home remodeling | <input type="checkbox"/> Hand tools | <input type="checkbox"/> Tools, jigs, shop |
| | <input type="checkbox"/> Furniture | <input type="checkbox"/> Small projects | <input type="checkbox"/> Turning | <input type="checkbox"/> Veneering, Inlay |
| | <input type="checkbox"/> Wood Bending | <input type="checkbox"/> Other | | |
| Willingness to Mentor | <input type="checkbox"/> Cabinet making | <input type="checkbox"/> Home remodeling | <input type="checkbox"/> Hand tools | <input type="checkbox"/> Tools, jigs, shop |
| | <input type="checkbox"/> Furniture | <input type="checkbox"/> Small projects | <input type="checkbox"/> Turning | <input type="checkbox"/> Veneering, Inlay |
| | <input type="checkbox"/> Wood Bending | <input type="checkbox"/> Other | | |
| Willingness to Serve | <input type="checkbox"/> No Interest | <input type="checkbox"/> Maybe Later | <input type="checkbox"/> Elected office | <input type="checkbox"/> Community service |
| | <input type="checkbox"/> Membership | <input type="checkbox"/> Public relations | <input type="checkbox"/> Meeting programs | <input type="checkbox"/> Class committee |
| | <input type="checkbox"/> Library | <input type="checkbox"/> Newsletter | <input type="checkbox"/> Shows & exhibits | <input type="checkbox"/> Website |
| | <input type="checkbox"/> Audio/Video | <input type="checkbox"/> Other | | |

Shared Information

Do you wish to share your portrait and woodworking biography:

☐ Yes ☐ No

Woodworking Biography:

Please return this form at any Guild meeting or via mail to:
Colorado Woodworkers Guild P.O. Box 100996, Denver, Colorado 80250
ColoradoWoodworkersGuild.org