



Encouraging all woodworkers in self-expression, craftsmanship and knowledge

# Colorado Woodworkers Guild

## August 2015

### *Presidents Message*

Welcome to the dog days of summer, or happy August. I'm headed out of town shortly but will be back in time for the August meeting. I'm gonna visit my brother in Syracuse and from there go to look at old tools at the Madison Bouckville Antique Week (it's much more than old tools but that's what I'm interested in). Hopefully I'll return with some old planes and such.



There are some exciting things happening. We have two new Classified Ad pages on the guilds web. The first has been up for a while, [For Sale By Members](#). The second is [For Sale By Guild](#).

Any current member can advertise tools for sale on the For Sale By Members page. There are instructions on the home page for this. This page is visible to members and non-members. So, you can use it to advertise a tool you no longer use to both members and the rest of the world. For Sale By Guild is visible only to members who are logged in. From time to time the guild receives donations of tools and wood. In the past we have held auctions to sell this sort of thing. This year we're gonna try to sell these items directly. Setting up and running an auction takes a bunch of time, which I don't have. Several items are currently listed on the For Sale By Guild page. I'm working to add more. If you have a tool/wood you'd like to donate let me know.

One other item of note, there will shortly be a signup page on our web for the Gallery at Rockler's. The Gallery has been an annual event for a few years now. It is happening on October 24<sup>th</sup>, 25<sup>th</sup>, 31<sup>st</sup> and November 1<sup>st</sup> (essentially the last two weekends of October). We need your help with this: Could you loan us a "Show & Tell" item we

could put on display for the Gallery. Small items will be locked in glass cabinets. Large items will not be left out if no one is there (we have a room I can lock them in).

Could you give us a couple of hours on one of the 4 days? The time slots are 10:00 AM – Noon, Noon – 2:00 PM and 2:00 PM – 4:00 PM on each of these days. You will not be there alone. I'll be there. It's pretty simple, just answer any questions about the guild and hand out brochures.

Is there something you might demo for us? Paul Seipel has already agreed to cut some bandsaw boxes. I'll probably do some sharpening demos. And perhaps a plane restoration.

All of the guilds which meet in Rockler's basement will have items on display. The shipwrights have some amazing miniature ships. The 700<sup>th</sup> Club has awesome RC ships. The Turners will have some of their work there. And, of course, the Marquetry guys will be doing demos. Please lend a hand. It was at this in 2012 that I became involved with the guild. If you can't stay for two hours, just drop by for a bit and say "Hi". Any support is appreciated.

There is a signup sheet on our web for the Gallery. Go to <http://coloradowoodworkersguild.org/index.php/2015-rockler-gallery>

You will need to log in. If you prefer just send me an email. There will also be a signup sheet at the next meeting.

That's all for now. I look forward to seeing all y'all at the next meeting.

***Cary Goltermann - El Presidente***

## ***Membership***

### **Problems with Your Membership???**

**Send an email to**  
**president@coloradowoodworkersguild.org**


All memberships expire on December 31 of the current year. Starting in November we will begin to issue member cards for the 2016 calendar year. New members joining after November 1<sup>st</sup> will receive a membership card good through 2016-12-31. Existing members can start to renew in November.

Member cards are made up using a Brother P-Touch label printer. They used to be hand written. This was changed for a couple of reasons:

Hand writing member cards for 250 members is a poor use of my time.

Hand written member cards are often illegible. Our sponsors wish it to be easy to tell if a member card is current.

The member cards for 2015 have the name and expiration printed in black on a silver label as shown here



I am about to order different color label tape for use in the 2016 calendar year. You have an opportunity to participate. One of three colored tapes will be used for 2016. They look like this:

**White Print  
on Black Tape**

**Gold Print  
on Black Tape**

**Black Print  
on Yellow Tape**

Drop me a line and let me know which color combo you'd like to see on the 2016 member badges. It's Your Guild!

If you have never received a member name badge, which you can wear on your shirt at a meeting. Contact me at a meeting. During the presentation I often have enough time to take care of this. Our member badges are also labeled using the Brother P-Touch label printer.

***Cary Goltermann -  
Assistant to the Membership Chair***

## ***In Class***

The Guild hosted no classes in July, but then summer is always a slow time for such activities. However, over the past year, the Guild has offered the following classes:

Scary sharp (especially for sharpening plane irons and chisels; offered more than once)  
Hand plane restoration (even useful for tuning up a new plane)  
Band saw boxes  
Cutting hand-cut dove tails  
Finishing (this was an intense, multi-day event)  
Woodworking 101 (introduction to the primary power tools, measurement and safety)

The class schedules will resume soon. Watch for announcements in meetings, newsletters, or on the website. You will find the classes to be great opportunities to learn new techniques, meet fellow woodworkers, and the prices are very reasonable.

***Cary Goltermann – President and Sometime Student***

## Show & Tell

After the June S&T with (a record?) nine entries, the July had only four.

First up is a set of Wooden Mushrooms by **Bill Knoll**. Bill turned these from Cottonwood, Red Cedar, Sage, Juniper, Cherry, Russian Olive and Lilac. I always thought of Sage as an herb not as a wood. So I looked it up on Wikipedia. According to Wikipedia "*Salvia officinalis* (**sage**, also called **garden sage**, or **common sage**) is a perennial, evergreen subshrub, with woody stems, grayish leaves, and blue to purplish flowers. ", so I guess it can be considered a wood. In any case Bills turned "Mushrooms" are delicate and intriguing.



Next up **Jim Bewley** showed off a project which combines two of his hobbies; woodworking and photography. Jim's entry is a large picture frame of Walnut with Maple trim. This shows off 12? photographs of Colorado taken by Jim. Nice work.

**Chuck Hix** shared a great Mortising Jig which he made in a class at Red Rocks Community College. Chuck's jig looks very useful and I'd like to see it in action.

**Bill Fox** showed off a Green & Green Chair, the winning entry. This is one of 18 made by Bill as part of a dining room set. Made of Sapele and Ebony, this chair greatly impressed the members in attendance at the meeting. Quite a few asked for a future presentation on how the chair was constructed. Bill has agreed to do this but will need help moving all the jigs involved in its construction into Rockler's basement.

**Bob Beason** showed us a Router Jig he machined to allow routing curved surfaces. Bob is not only an accomplished woodworker but a machinist as well.

Thanks to all for sharing your work with us. Seeing the work of others often inspires me to try new things with wood. I'd like to encourage all of our members to bring in their work and show it off.



## ***Shows And Exhibits***

### **Rockler Gallery:**

On October 24<sup>th</sup> and 25<sup>th</sup> and October 31<sup>st</sup> November 1<sup>st</sup>, Rockler will have its annual Gallery in its basement. The gallery is attended by all the clubs who hold meetings in Rockler's basement these include:

Front Range Woodturners  
Rocky Mountain Shipwrights  
700<sup>th</sup> Scale and Radio Controlled Club (scale model RC ships)  
Colorado Woodworkers Guild  
Rocky Mountain Marquetry Guild

All of these clubs will have a presence there. We need:

Items to display. This could be anything you have made and would like to display. There will be locking display cases to hold smaller items so they do not walk off.

People to help man the booth. Just a couple of hours on one of the four days would be great. You'd get a chance to see the shipwrights' displays which are awesome. The 700<sup>th</sup> club makes some incredible RC controlled ships. Basically talk with anyone who is interested in CWG and answer questions. It's not very demanding. The guild will provide coffee and pastries.

Perhaps some demos. Paul Seipel has already offered to do a bandsaw box demo. I'll probably do a scary sharp demo. Maybe a plane restore demo. **If you have any demo ideas please let me know**

### **PallettFest:**

On August 29<sup>th</sup> and 30<sup>th</sup> PallettFest 2015 will be at Sculpture Part at the Denver Performing Arts Complex. CWG is not planning on a booth there but you might want to attend. For more info check out <http://www.pallettfest.com>

### **The Wood Workers Shows:**

Many of us have wondered when this years' TWWS will be. I've been following their website. Until recently there has been no mention of the 2015-2016 show schedule. If you go to

<http://www.thewoodworkingshows.com/shows.htm>

there has been this recent addition "We're working very hard to get the 2015/2016 schedule assembled. Please continue to be patient and we'll get the new

schedule up as soon as it's available."

Member Paul Seipel took the initiative to call the president of TWWS and ask when they would be in Denver. The answer is March of 2016!

***Cary Goltermann –***

***Occasional Assistant to the Shows And Exhibits Chair***

## ***Community Service***



### ***WANNA MAKE SOME TOYS??***

The Community Service Committee is gearing up for the 2015 Holiday Toys Program. Members help cut, drill, sand and decorate toys from materials furnished by the Guild.

The toys are distributed at the Holiday season to child resource agencies, such as shelters and other programs for abused and at-risk kids.

A lot of the work is done at work sessions held at Jeff Roth's shop in Parker, in members' own shops, or both.

This is a great opportunity for members who would like to gain more experience making toys to work alongside members who are old pros at this game.

Any member who would like to learn more about the program, or sign up to be on the Toys Brigade for this season, should call or write

Charlie Kuechenmeister at 303 830 2555/

[charlesk13@gmail.com](mailto:charlesk13@gmail.com) or Jeff Roth at 303 517

7095/[jeffroth@myawai.com](mailto:jeffroth@myawai.com).

If you are planning to make toys in your own shop it is important for you to let us know how many and what kind of toys you are planning to build.



## ***July Presentation***

### ***Zen and the Art of Finish Restoration***

Not many people get to do what they love and make a living at it. Randall Marder is one of those lucky few. Marder kindled an interest in wood finishes as he searched for a concoction that would protect outdoor furniture from West Coast beach weather. After many failures, he chose a mixture of solvent, oils and varnish. Over the years, Marder has refined that mix to give what he believes is the “secret sauce” used by carpenters who built the arts and crafts-style homes and furniture designed by Greene & Greene. He researched wood finishing methods used ‘round the world to give him insights into what the finest craftsmen of a century ago would have done. Then, using materials available today, he blended ingredients together to come exquisitely close to what they used.

Now here’s where Zen comes in. Before beginning a restoration, Marder goes into a building and lets the interior talk to him. What care did craftsmen use in preparing trim or moldings? How has existing wood aged in this environment? What can be done to let a piece’s patina delicately show through the refinished surface? “Smell, look, touch, feel the house, understand the era, the designer, environment, and use. The answers are always right in front of me,” he says. Once the home has spoken, only then is it time to begin.

Using this time-tested approach with his secret Charles & Henry Greene mixture, Marder has been able to repair worn and damaged finishes in some of the most famous homes and show pieces. His ability to match existing finishes and create entirely new finished surfaces has won him wide acclaim in this specialized restoration community.

Randall brought a jar of his homemade Greene & Greene finish to our meeting to show us how he applies and works in a finish. Starting with any kind of wood he places a generous amount on the surface and massages it into the pores and grain. The next

step is perhaps the most important: Marder rubs the finish into the surface using the friction and pressure generated by the side of his fist. Rubbing continues until the wood surface is noticeable warm and it feels smooth to the touch. He invited Club member to experience this method as part of his presentation. Tight grained, hard woods may require only a few repetitions of this treatment while soft woods may need more than twice as many coats.

Marder generously answered many questions during and after his presentation. Although he wouldn’t share the exact recipe for his secret sauce, the information he imparted to Club members was enough to inspire us to experiment with our own formulations that best suit the needs of the kind of finishing we do. If there’s enough interest, the Club may convince Randall to offer one more class for up to a dozen of us so we can study under this refinishing Zen master

### ***James McNamee***

To view this presentation, [Click here](#) , Log In, and click on the video you wish to see.



## About Wood

For this month of August 2015, we consider **Catalpa**. The most common Catalpa is northern catalpa with the scientific name **catalpa speciosa**. The original distribution of northern catalpa was in a restricted region along portions of the Ohio and Mississippi rivers from Louisville to Memphis. However, the tree has been naturalized throughout much of temperate North America, especially as an ornamental in landscaping because of its flowers. There are eleven species worldwide with two in North America (northern and southern). Catalpa is thought by many to be an underrated hardwood.

Recall that in previous columns, we have defined the Modulus of Rupture (MOR), the Modulus of Elasticity (MOE), Crush Strength, and Janka Hardness. We will continue to use those terms. Most of the other terms are generally well understood and will not be defined further. If you have questions about other terms or questions about a specific wood, contact [wood@coloradowoodworkersguild.org](mailto:wood@coloradowoodworkersguild.org).

### Catalpa

Catalpa species is the main species available in North America and is harvested irregularly throughout its range. Other names include **indian bean** and **cigar tree** (because of the seed pods).



Here is a summary of the characteristics of **Catalpa**:

*Distribution*: Especially Eastern North America, including the more temperate parts of Canada

*Tree size*: 50-100 ft. (15-30 m) tall; 2-4 ft. (0.6-1.2 m) trunk diameter

*Average Dried Weight*: 29 lbs/ft<sup>3</sup> (460 kg/m<sup>3</sup>)

*Specific Gravity*: (Basic, 12% MC): .38, .46

*Modulus of Rupture (MOR)*: 9,400 lbf/in<sup>2</sup> (64.8 MPa)

*Modulus of Elasticity (MOE)*: 1,210,000 lbf/in<sup>2</sup> (8.35 GPa)

*Crush Strength*: 2,740 lbf/in<sup>2</sup> (18.9 MPa)

*Janka Hardness*: 550 lbf (2,450 N)

*Shrinkage*: Radial, 2.5%; Tangential, 4.9%; Volumetric, 7.3%; T/R Ratio, 2.0

*Heartwood Appearance*: neutral grayish tan to rich golden brown; mostly heartwood

*Sapwood Appearance*: only narrow band of pale gray; resembles ash

*Grain/Texture*: straight with open, coarse texture

*Stability*: excellent; seal end grain well when seasoning to avoid checking

*Relative strength*: low; soft, weak and brittle

*Decay Resistance*: Very good, including when in contact with soil

*Workability*: easy to work with; soft and light; good for carving and turning; glues, stains, and finishes well; care must be taken when sanding because the early wood will disintegrate; may require pore filling for smooth finish

*Odor*: less than pleasant creosote-like odor

*Toxicity*: can be a skin irritant

*Potency*: low

*Toxicity Source*: dust

*Reaction*: skin and some respiratory

*Sustainability*: available on irregular basis; not threatened

*Uses*: fence posts and rails; limited for carving, turning, and cabinetry

*Typical Cost*: low to moderate price

If you have questions about a specific wood, don't hesitate to send a note to [wood@coloradowoodworkersguild.org](mailto:wood@coloradowoodworkersguild.org).

## ***Sponsor's Corner***

### ***Sponsor Profile: Austin Hardwoods***

In the 80s, Austin Hardwoods of Denver used to be one of five franchises. Now there are two stand-alone Austin Hardwoods firms, ours here in Denver and one in Santa Ana, California. Randy Hass, Austin Hardwoods of Denver Manager, has been with the business for 14 years. Austin has 50 employees and stocks approximately 100 species of lumber. In addition to the lumber, they also offer an extensive list of sheet goods and mouldings. Most of the sheet goods come from the Pacific Northwest or Russia (for the birch).

In fact, mouldings is how they got their start. To this day, they have a large assortment of moulding knives, which they sharpen on site. They often do runs of custom mouldings. In addition to the lumber, sheet goods, and mouldings, they also offer table tops, stair treads, and railings.

Randy said that the greatest challenges are working with the customer expectations and also customer education. These are especially difficult areas since the wood products change from month to month and year to year. Other challenges that Austin Hardwoods faces is the worldwide nature of the hardwood market making the procurement of some woods difficult and the decline in the pool of highly skilled craftsmen (which, of course, Austin relies upon to buy and use their products).

Austin Hardwoods, located at 975 W. Mississippi Avenue in Denver, has been in its present location for 12 years. Members of the Guild have toured Austin in years past. Perhaps we will schedule a repeat tour soon. The Guild thanks Randy Hass and Austin Hardwoods for their continuing support. If you would like to know more, contact our sponsor liaison for information.

### ***Paxton Wood of the Month***

The **Wood of the Month** for August at Frank Paxton Lumber is 4Q **poplar**. The lumber comes surfaced on three sides (S3S) in 7 foot lengths and random widths. As usual, please call 303-399-6047 for price.

## ***2015 Guild Officers***

Cary Goltermann – President

[president@coloradowoodworkersguild.org](mailto:president@coloradowoodworkersguild.org)

Bob Kleinfeldt – Vice President

[vice-president@coloradowoodworkersguild.org](mailto:vice-president@coloradowoodworkersguild.org)

Mark Childs – Secretary

[secretary@coloradowoodworkersguild.org](mailto:secretary@coloradowoodworkersguild.org)

Laura Peterson – Treasurer

[treasurer@coloradowoodworkersguild.org](mailto:treasurer@coloradowoodworkersguild.org)

## ***Guild Committee Chairs***

Vacant – Programs

[programs@coloradowoodworkersguild.org](mailto:programs@coloradowoodworkersguild.org)

Kevin Loyd – Shows and Exhibits

[shows@coloradowoodworkersguild.org](mailto:shows@coloradowoodworkersguild.org)

Dennis Machlica - Membership

[membership@coloradowoodworkersguild.org](mailto:membership@coloradowoodworkersguild.org)

Charles Kuechenmeister & Jeff Roth – Community Service

[community-service@coloradowoodworkersguild.org](mailto:community-service@coloradowoodworkersguild.org)

Roger Abraham – Library

[library@coloradowoodworkersguild.org](mailto:library@coloradowoodworkersguild.org)

Lindy Baer – Publicity and Public Relations

[publicity-pr@coloradowoodworkersguild.org](mailto:publicity-pr@coloradowoodworkersguild.org)

Al Limiero – Newsletter Editor

[newsletter@coloradowoodworkersguild.org](mailto:newsletter@coloradowoodworkersguild.org)

Wilbur Goltermann – Webmaster

[webmaster@coloradowoodworkersguild.org](mailto:webmaster@coloradowoodworkersguild.org)

Vacant - Merchandise:



## *Photos from July Presentation*



## *Bits & Pieces*





## CWG Sponsors

The Colorado Woodworkers Guild is fortunate to have several companies as Sponsors. The Sponsors help the Guild with programs, materials, supplies, facilities, display space, financial, and other means. In many cases, Guild members are able to obtain discounts from our Sponsors (except for power tools and sale items). Please note: the Guild discounts only apply to in person purchases in the store (except where noted), and are not available at any sponsor's online store. You must show a current membership card to obtain the discount

## Sponsor List

**A Cut Above** 16512 Armintha Street Van Nuys, CA 91406

Phone: 800-444-2999 Website: [www.acutabove.com](http://www.acutabove.com)

**Austin Hardwoods of Denver, Inc.** 975 W. Mississippi Denver, CO 80223

Phone: 303-733-1292 Website: [www.austinhardwoods.com](http://www.austinhardwoods.com)

**B & B Rare Woods** 871 Brickyard Circle, Unit C4 Golden, CO 80403

Phone: 303-986-2585 Website: [www.wood-veneers.com](http://www.wood-veneers.com)

**Charlie's 2nd Hand Store, Inc.** 2227 Larimer Street Denver, CO 80205

Phone: 303-295-1781 Website: [www.usedtoolsplus.com](http://www.usedtoolsplus.com)

### Collector's Specialty Woods

**Collector's Specialty Woods** 4355 Monaco Street, Unit A Denver, CO 80216 (this is their Denver show-room and warehouse)

**Collector's Specialty Woods** 8055 County Road 570 Gardner, CO 81040 (this is their southern Colorado wood yard, kiln drying facility, woodshop, and another show-room) Phone: 800-746-2413

**Denver Woodworking Company** 2062 S. Bannock Street Denver, CO 80223

Phone: 303-733-3130 Website: [www.denverwoodworking.com](http://www.denverwoodworking.com)

**EZ Dado** 5220 E. 130th Circle Thornton, CO 80241

Phone: 303-902-8134 Website: [www.ezdado.com](http://www.ezdado.com)

**Frank Paxton Lumber Company** 4837 Jackson Street Denver, CO 80216

Phone: 303-399-6047 Website: [www.paxtonwood.com/denver.aspx](http://www.paxtonwood.com/denver.aspx)

**Mountain View Window and Door** 815 S. Jason Street Denver, CO 80223

Phone: 303-649-2217 Website: [www.mtnview.us](http://www.mtnview.us)

### Reclaimed Boxcar Flooring

Phone: 303-913-6373 Website: [www.reclaimedboxcarflooring.com](http://www.reclaimedboxcarflooring.com)

**Rockler Woodworking and Hardware** 2553 S. Colorado Blvd Denver, CO 80222

Phone: 303-782-0588 Website: [www.rockler.com/retail/denver-colorado-hardware-store.cfm](http://www.rockler.com/retail/denver-colorado-hardware-store.cfm)

**Signature Medallions** 4218 Ponce De Leon Drive La Mesa, CA 91941

Phone: 619-303-2876 Website: [www.signaturemedallions.com](http://www.signaturemedallions.com)

**TC Woods** 5406 County Road 23 Ft. Lupton, CO 80621

Phone: 3-666-8989 Website: [www.tcwoods.com](http://www.tcwoods.com)

**Tool Zone, Inc.** 8651 Grant Street, Unit 1A Thornton, CO 80229

Phone: 303-252-8500 Website: [www.toolzone.com](http://www.toolzone.com)

**Woodcraft of Denver** 6770 S. Peoria Street Centennial, CO 80112

Phone: 303-290-0007 Website: <http://www.woodcraft.com/stores/store.aspx?id=305>

## Login Information

Full Name

Email Address

Username

Badge Name

## Contact Information

Street Address

State

Phone Number

City

Zip Code

Website

## Guild Participation Profile

- |                       |                                         |                                           |                                           |                                            |
|-----------------------|-----------------------------------------|-------------------------------------------|-------------------------------------------|--------------------------------------------|
| Woodworking Interests | <input type="checkbox"/> Cabinet making | <input type="checkbox"/> Home remodeling  | <input type="checkbox"/> Hand tools       | <input type="checkbox"/> Tools, jigs, shop |
|                       | <input type="checkbox"/> Furniture      | <input type="checkbox"/> Small projects   | <input type="checkbox"/> Turning          | <input type="checkbox"/> Veneering, Inlay  |
|                       | <input type="checkbox"/> Wood Bending   | <input type="checkbox"/> Other            |                                           |                                            |
| Willingness to Mentor | <input type="checkbox"/> Cabinet making | <input type="checkbox"/> Home remodeling  | <input type="checkbox"/> Hand tools       | <input type="checkbox"/> Tools, jigs, shop |
|                       | <input type="checkbox"/> Furniture      | <input type="checkbox"/> Small projects   | <input type="checkbox"/> Turning          | <input type="checkbox"/> Veneering, Inlay  |
|                       | <input type="checkbox"/> Wood Bending   | <input type="checkbox"/> Other            |                                           |                                            |
| Willingness to Serve  | <input type="checkbox"/> No Interest    | <input type="checkbox"/> Maybe Later      | <input type="checkbox"/> Elected office   | <input type="checkbox"/> Community service |
|                       | <input type="checkbox"/> Membership     | <input type="checkbox"/> Public relations | <input type="checkbox"/> Meeting programs | <input type="checkbox"/> Class committee   |
|                       | <input type="checkbox"/> Library        | <input type="checkbox"/> Newsletter       | <input type="checkbox"/> Shows & exhibits | <input type="checkbox"/> Website           |
|                       | <input type="checkbox"/> Audio/Video    | <input type="checkbox"/> Other            |                                           |                                            |

## Shared Information

Do you wish to share your portrait and woodworking biography:

☐ Yes ☐ No

Woodworking Biography:

**Please return this form at any Guild meeting or via mail to:**  
**Colorado Woodworkers Guild P.O. Box 100996, Denver, Colorado 80250**  
**[ColoradoWoodworkersGuild.org](http://ColoradoWoodworkersGuild.org)**