



Encouraging all woodworkers in self-expression, craftsmanship and knowledge

Colorado Woodworkers Guild

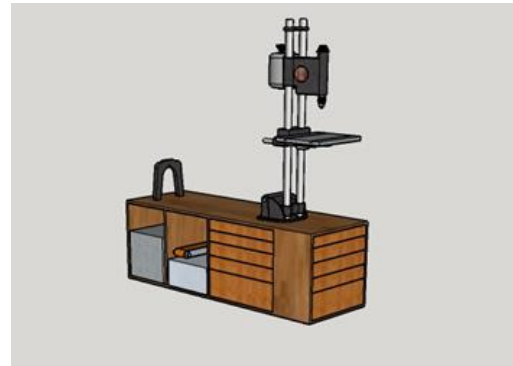
JULY 2015

Presidents Message

This month I have been working on organizing my shop. I am tired of constantly trying to find accoutrements for my power tools, which are in various locations throughout the shop. To that end, I'm planning on building cabinets which will contain accessories for my power tools. I have been designing a new base for my ShopSmith. It is intended to hold all of the parts which I use with the ShopSmith. I am using Sketchup for this and have gotten somewhat carried away. Here is an image of the project, exported from Sketchup. I learned how to make the model interactive (this requires the Pro version of Sketchup which is not free). Clicking on it can raise and lower the tool. Drawers will open and close.



Following this, I started a Sketchup drawing of my entire shop. I'm interested in using this as an aid in improving the shop layout. It is also interactive. The garage door opens and closes, the tools can be moved, clicking on the walls makes them disappear,



Membership


Problems with Your Membership??? Send an email to president@coloradowoodworkersguild.org

NOTE: Membership is on the calendar year. All memberships expire on December 31 of the current year.

At our monthly meetings I am often asked to address membership issues. While I am extremely willing to help any of you solve issues with your membership, at a monthly meeting I am buried trying to keep the meeting running. If you have a problem with your membership please send me an email describing the problem and I will help solve it. I generally address membership issues within a few hours of receiving such an email.

Here are the membership stats at this writing
255 Paid through December 31, 2015
84 Expired on December 31, 2014

If your membership card does not look like the one below, your membership probably expired on December 31, 2014. Renewal is simple, there are instructions on our web home page (<http://www.coloradowoodworkersguild.org>). NOTE: If your membership expired on or before December 31 2014 you can no longer login to our web site. You can still renew without logging in.



If you believe you are renewed for 2015 and do not have a card like this please let me know and I'll take care of it.

If you have never received a member badge, which you can wear on your shirt at a meeting. Contact me at a meeting.

Cary Goltermann - Assistant to the Membership Chair



I Want You !

As always, I send out a plea for help. The guild could do much more with some additional member interaction. It need not take a lot of time. We could use help with many simple things. A couple of people to help setup and cleanup before / after a meeting would be very helpful. New ideas for monthly presentation are always appreciated. At the moment I've got nothing on tap for September or October. We also need help in planning and execution for the annual holiday party. Please find a way to help!

Community Service

WANNA MAKE SOME TOYS??

The Community Service Committee is gearing up for the 2015 Holiday Toys Program. Members help cut, drill, sand, and decorate toys from materials furnished by the Guild. The toys are distributed at the Holiday season to child resource agencies, such as shelters and other programs for abused and at-risk kids. A lot of the work is done at work sessions held at Jeff Roth's shop in Parker, in members' own shops, or both. This is a great opportunity for members who would like to gain more experience making toys to work alongside members who are old pros at this game. Any member who would like to learn more about the program, or sign up to be on the Toys Brigade for this season, should call or write Charlie Kuechenmeister at 303 830 2555/ charlesk13@gmail.com or Jeff Roth at 303 517 7095/ jeffroth@myawai.com. If you are planning to make toys in your own shop it is important for you to let us know how many and what kind of toys you are planning to build. Samples of the kinds of toys we build, and a sign-up sheet, will be available at the meeting on July 15, 2014.

Bill Youngblood—In Memoriam


As the accompanying obituary indicates, Bill Youngblood passed away June 15, 2015. What is not said is that Bill was a member of our Guild and a woodworker for many decades. In his travels as a Methodist pastor, he continued his woodworking whenever and wherever he could.

One of his first projects was to construct his workbench. He made the top out of reclaimed boxcar flooring, while the underpinnings were fabricated from some of the parts from an abandoned piano. He went on to make many objects over the years, including some furniture and many picture frames. The accompanying photo shows Bill with some of his more recent projects. He was especially proud of one of his last projects, the round “labyrinth” that could be used by individuals with visual impairments in the place of a large, walking labyrinth.

Another one of his interesting accomplishments was his involvement (together with his wife, Betty), with the planning and development of the Fraser Meadows Retirement Community in Boulder. Involved from the beginning, Bill made sure that there was a wood shop included in the facility. His 40 year old workbench occupied a proud place in the community shop.

Bill often came to our Guild meetings, usually carpooling with Bob Beason and Al Limiero. The Guild benefitted from having Bill as a member and we are pleased to offer these remembrances.

William Youngblood Obituary



Reverend William Lee “Bill” Youngblood, of Boulder, died Monday, June 15, 2015, at Frasier Meadows Health Care Center. He was 90. A Memorial Service will be held on Saturday, June 27, 2015, at 10:00 A.M. at the Mountain View United Methodist Church, 355 Ponca Place, Boulder, CO. It will be followed by a reception in Barker Hall. Bill was born July 21, 1924 in Wesson, Mississippi to Curtis and Edith Youngblood. He attended Millsaps College in Jackson, MS. He then received a BD from Duke University. After college, he enlisted in the U.S. Navy and served during WWII. In June of 1950, Bill married Betty Parker, in Tennessee. He became a United Methodist Minister and served as a Pastor in Mississippi, Alaskan Mission and the Rocky Mountain Confer-

ences. Bill and Betty moved to Boulder in 1975, and later moved to Frasier Meadows Retirement Community in 1996, where Reverend Youngblood served as the Chaplain at Frasier Meadows Health Care Center. His last appointment was Associate Pastor at Mountain View UNC Boulder. Bill will be remembered by many people for his leadership with BUMMP work teams in Colorado, Mexico, Kenya, Bolivia, and especially the Moss Point, MS homes damaged by Katrina. He is survived by his wife, Betty, of Boulder, his sons, Lee Youngblood and spouse Kathleen Davis of Seattle, WA, Andrew (Susan) Youngblood of Prescott Valley, AZ, and Alan (Kimberly) Youngblood of Boulder, his daughter, Lane Youngblood and spouse Rodger Squirrell, of Seattle, WA, and his grandchildren, Sarah Jackiewicz, of Las Cruces, NM, Bern Youngblood of Minneapolis, MN, Beth Tumajyan of Tempe, AZ, and Akira Youngblood, of Boulder. Contributions may be made in Bill's name to Mountain View United Methodist Church, 355 Ponca Place, Boulder, CO 80303, TRU Community Care, 2594 Trailridge Dr., Lafayette, CO 80026 or BUMMP, Inc. (Boulder United Methodist Mission Partners, Inc.), P.O. Box 20394, Boulder, CO 80308. Please share your thoughts and condolences at,

<http://www.legacy.com/obituaries/dailycamera/obituary.aspx?n=william-youngblood&pid=175143108#sthash.E7jtQGTo.dpuf>

Note: The above website was still active as of 7/14/2015.

Published in The Boulder Daily Camera on June 24, 2015



Presentations!!

Below are the currently scheduled presentations. I am trying to get these scheduled as far out as possible. I can always use help! If you have any ideas for presentations please drop me an email at president@coloradowoodworkersguild.org. Or talk to me at a meeting.

NOTE: For the latest info on upcoming presentations got to <http://coloradowoodworkersguild.org>

June Presentation

Garrett Brown of [Garrett Brown Designs](http://GarrettBrownDesigns.com) gave us a great presentation at the June meeting. Garrett took us on a tour of his furniture and art designs starting with his earliest work and working up to his most recent efforts. Along the way there were many questions from the members. There was a lot of interest/discussion about the reality TV Show *Frame-work* which Garrett was in. Here is some of Garrett's work from the presentation



Garrett recently contacted me with this picture of his most recent work. He showed pictures of this, under construction, in his presentation. In the email he is asking for support to cover the costs he incurred to complete this. If you are interested in providing support you can do so at this web address <http://www.gofundme.com/cherryarts>



To view this presentation, [Click here](#) , Log In, and click on the video you wish to see.

July Presentation

Randall Marder will return to give us his presentation on finishing. Randall spent 13 years preserving and restoring elements of the Gamble House in Pasadena. As a result Randall has become an expert in Green and Green, Stickley and other finishes. Here are pictures of some of his restorations. Check out more of Randall's work [Click Here](#)



August Presentation

The August presentation will be from member and former president Travis Brown. Travis will demonstrate the use of attachments for 4 1/2 inch grinders. Exploring the firewood pile, Travis will be demonstrating the safety considerations and uses of various types of attachments available for the 4 1/2 inch grinder to create items of whimsy and possible practicality out of woods not generally considered for common use by many woodworkers. The various attachments will be reviewed and certain ones demonstrated to obtain the desired results, limited only by the user's imagination. There will be a discussion of the finishing options for various pieces depending on their intended use.

Holiday Party December 12, 2015

We are beginning to make plans for the Holiday Party in December. **We could use volunteers to help in planning and execution of this event.**

Cary Goltermann – President
(president@coloradowoodworkersguild.org)

Show & Tell

The guild's June meeting was a busy one for the show and tell table with no less than nine people bringing things to share.

First off was **Paul Seiple** with a band saw box made of cherry. Paul who has taught quite a few members how to make band saw boxes made this one messing about in his shop and it came out looking a bit like a quirky dollhouse chest.

Next was **Doug Pinney's** birthday gift for his daughter. Made with his CNC he was going to ship to his daughter in Houston. Given the ever helpful nature of guild members it was suggested in the peanut gallery that Doug might send her a boat given Houston's recently flooding.

Roger Abraham brought in a band saw box that he made out of catalpa in a band saw box class with Paul Seiple.

Jim Bewley admitted that he does a lot of work on the lathe, but found like many that lathe tools quickly become expensive. After a while he had the idea of making his own tools using retired files. With handles of walnut and maple they are both functional and attractive.

Kevin Loyd brought in several tools that he made during the Japanese woodworking class that he completed at Red Rocks School of Fine Woodworking this past semester. The plane was not his first to make or restore, but it was his first to make for a traditional Japanese blade.

Bill Knoll brought in a couple of items. First was a band saw box that he made from mulberry, and after making one for his granddaughter his grandson wanted one. A helpful trick Bill devised was using a pair of magnets mounted in the back of the drawer and case to hold the draw shut, but conveniently it doesn't affect the operation of the drawer. Bill's other item was a cutting gauge he made after taking Kevin Loyd's hand cut dovetail class. Bill wanted a proper cutting gauge to help with dovetailing, but with the five he had in his possession none fit the bill so he made one. He even used a hex key that he hammered into a spear point to make the cutting edge.

Bob Beason brought in a campaign stool... Designed by the British army in the late 19th century the stool is designed to collapse and stow for travel making it the precursor to today's common camping chairs. Bob made his own hardware, after finding the hardware from Lee Valley was a bit overpriced.

George Redding also brought a stool that he made, but a different design from Bob's. George did a traditional stake legged stool that he made entirely by hand. To complete the stool he finished it with milk paint.

The winner of the night was **Jim Ruby** who brought in a campaign chair. Made of mahogany and leather Jim made two chairs, one for each of his sons. Jim used the DVD on building campaign chairs by Chris Schwartz and also mentioned that the high grade leather and copper rivets came from Tawny's Leather here in Denver.

Thank you to everyone that brought in their pieces to share with the rest of the guild. This is a great way to share with the rest of the group what we are all doing and the kinds of projects we like to do so please load up your items and show them off.

Kevin Loyd Shows & Exhibits Chair



Paul Seiple




Doug Pinney



Roger Abraham



Kevin Loyd



Jim Bewley



Bill Knoll



Bob Beason



George Redding



Jim Ruby

In Class

We have had no classes in the past month. Paul Seipel, who teaches the Bandsaw Box class has asked me to publish this note on his behalf;

I would like to thank the members who took the Bandsaw Box class. I hope they learned all they expected to learn along with all the many things you can do with a bandsaw. Let your imaginations go with all you learned and make your own unique boxes.

I would also like to thank The Carter Company for supplying the blades that were used. As many of you know, I swear by their products not at them.

Paul Seipel

If any of you have input on classes please let me know. Our long time class chair Stan Wolpert will not be handling classes any more due to the needs of his family. I'd like to thank Stan for all his efforts on behalf of the guild. If you seem him, please say thanks.

Cary Goltermann – President and Some-time Student

Sponsor's Corner

Sponsor Profile

There is no sponsor profile for this month. For the past several months we have nearly completed the list. After picking up the last few, we will begin again. Watch this space for continued information about our sponsors.

Paxton Wood of Month

For the month of July, 2015, Paxton Lumber offers 4Q Cherry, S3S, 6-7 foot lengths in random widths. Call 303-399-6047 for pricing.

About Wood

Basswood is the wood we look at for this July. The most common Basswood is *Tilia americana*, however there are four other species, including one in Europe and one in Eurasia. Together, aspen, basswood, cottonwood, elm, gum, hackberry, sassafras, sycamore and willow represent 12.5 percent of commercially available U.S. hardwoods. Basswood is called “Lime” or “Linden” in Europe.

Recall that in previous columns, we have defined the Modulus of Rupture (MOR), the Modulus of Elasticity (MOE), Crush Strength, and Janka Hardness. We will continue to use those terms. Most of the other terms are generally well understood and will not be defined further. If you have questions about other terms or questions about a specific wood, contact wood@coloradowoodworkersguild.org.

Basswood

Tilia americana is the main species available in North America and is harvested mainly from the Northern and Lake States and Canada.

If you have questions about a specific wood, don't



hesitate to send a note to wood@coloradowoodworkersguild.org.

Here is a summary of the characteristics of **Basswood**:

- Distribution: Especially Eastern North America, including Northern and Lake States and Canada
- Tree size: 65-120 ft. (20-37 m) tall; 3-4 ft. (1-1.2 m) trunk diameter Average Dried Weight: 26 lbs/ft³ (415 kg/m³)
- Specific Gravity: (Basic, 12% MC): .32, .42
- Modulus of Rupture (MOR): 8,700 lbf/in² (60 MPa)
- Modulus of Elasticity (MOE): 1,460,000 lbf/in² (10.07 GPa)
- Crush Strength: 4,730 lbf/in² (32.6 MPa)
- Janka Hardness: 410 lbf (1,824 N)
- Shrinkage: Radial, 6.6%; Tangential, 9.3%; Volumetric, 15.8%; T/R Ratio, 1.4
- Heartwood Appearance: not clearly defined; sometimes light brown
- Sapwood Appearance: large and creamy white
- Grain/Texture: fine uniform texture with indistinct grain that is straight; knots uncommon
- Stability: medium
- Relative strength: very low, <14
- Decay Resistance: Low
- Workability: easy to work with; soft and light; best for carving; glues, stains, and finishes well; poor steam bending and nail holding characteristics
- Odor: no characteristic odor
- Toxicity: other than dust, no adverse health effects
- Potency: N/A
- Toxicity Source: dust (true for all woods)
- Reaction: respiratory
- Sustainability: commonly available, at least regionally; not threatened
- Uses: a wide variety of uses including boxes and crates, cooperage, veneer, drawing boards, furniture, millwork, carvings, cabinets
- Typical Cost: \$3-6/bd ft; low to moderate

Bits & Pieces

June Presentation Garret Brown



June New Members & Visitors



2015 Guild Officers

Cary Goltermann – President

president@coloradowoodworkersguild.org

Bob Kleinfeldt – Vice President

vice-president@coloradowoodworkersguild.org

Mark Childs – Secretary

secretary@coloradowoodworkersguild.org

Laura Peterson – Treasurer

treasurer@coloradowoodworkersguild.org

Guild Committee Chairs

Vacant – Programs

programs@coloradowoodworkersguild.org

Kevin Loyd – Shows and Exhibits

shows@coloradowoodworkersguild.org

Dennis Machlica - Membership

membership@coloradowoodworkersguild.org

Charles Kuechenmeister & Jeff Roth – Community Service

community-service@coloradowoodworkersguild.org

Roger Abraham – Library

library@coloradowoodworkersguild.org

Lindy Baer – Publicity and Public Relations

publicity-pr@coloradowoodworkersguild.org

Al Limiero – Newsletter Editor

newsletter@coloradowoodworkersguild.org

Wilbur Goltermann – Webmaster

webmaster@coloradowoodworkersguild.org

Vacant - Merchandise:

CWG Sponsors

The Colorado Woodworkers Guild is fortunate to have several companies as Sponsors. The Sponsors help the Guild with programs, materials, supplies, facilities, display space, financial, and other means. In many cases, Guild members are able to obtain discounts from our Sponsors (except for power tools and sale items). Please note: the Guild discounts only apply to in person purchases in the store (except where noted), and are not available at any sponsor's online store. You must show a current membership card to obtain the discount

Sponsor List

A Cut Above 16512 Armintha Street Van Nuys, CA 91406

Phone: 800-444-2999 Website: www.acutabove.com

Austin Hardwoods of Denver, Inc. 975 W. Mississippi Denver, CO 80223

Phone: 303-733-1292 Website: www.austinhardwoods.com

B & B Rare Woods 871 Brickyard Circle, Unit C4 Golden, CO 80403

Phone: 303-986-2585 Website: www.wood-veneers.com

Charlie's 2nd Hand Store, Inc. 2227 Larimer Street Denver, CO 80205

Phone: 303-295-1781 Website: www.usedtoolsplus.com

Collector's Specialty Woods

Collector's Specialty Woods 4355 Monaco Street, Unit A Denver, CO 80216 (this is their Denver show-room and warehouse)

Collector's Specialty Woods 8055 County Road 570 Gardner, CO 81040 (this is their southern Colorado wood yard, kiln drying facility, woodshop, and another show-room) Phone: 800-746-2413

Denver Woodworking Company 2062 S. Bannock Street Denver, CO 80223

Phone: 303-733-3130 Website: www.denverwoodworking.com

EZ Dado 5220 E. 130th Circle Thornton, CO 80241

Phone: 303-902-8134 Website: www.ezdado.com

Frank Paxton Lumber Company 4837 Jackson Street Denver, CO 80216

Phone: 303-399-6047 Website: www.paxtonwood.com/denver.aspx

Mountain View Window and Door 815 S. Jason Street Denver, CO 80223

Phone: 303-649-2217 Website: www.mtnview.us

Reclaimed Boxcar Flooring

Phone: 303-913-6373 Website: www.reclaimedboxcarflooring.com

Rockler Woodworking and Hardware 2553 S. Colorado Blvd Denver, CO 80222

Phone: 303-782-0588 Website: www.rockler.com/retail/denver-colorado-hardware-store.cfm

Signature Medallions 4218 Ponce De Leon Drive La Mesa, CA 91941

Phone: 619-303-2876 Website: www.signaturemedallions.com

TC Woods 5406 County Road 23 Ft. Lupton, CO 80621

Phone: 3-666-8989 Website: www.tcwoods.com

Tool Zone, Inc. 8651 Grant Street, Unit 1A Thornton, CO 80229

Phone: 303-252-8500 Website: www.toolzone.com

Woodcraft of Denver 6770 S. Peoria Street Centennial, CO 80112

Phone: 303-290-0007 Website: <http://www.woodcraft.com/stores/store.aspx?id=305>

Login Information

Full Name

Email Address

Username

Badge Name

Contact Information

Street Address

State

Phone Number

City

Zip Code

Website

Guild Participation Profile

- | | | | | |
|-----------------------|---|---|---|--|
| Woodworking Interests | <input type="checkbox"/> Cabinet making | <input type="checkbox"/> Home remodeling | <input type="checkbox"/> Hand tools | <input type="checkbox"/> Tools, jigs, shop |
| | <input type="checkbox"/> Furniture | <input type="checkbox"/> Small projects | <input type="checkbox"/> Turning | <input type="checkbox"/> Veneering, Inlay |
| | <input type="checkbox"/> Wood Bending | <input type="checkbox"/> Other | | |
| Willingness to Mentor | <input type="checkbox"/> Cabinet making | <input type="checkbox"/> Home remodeling | <input type="checkbox"/> Hand tools | <input type="checkbox"/> Tools, jigs, shop |
| | <input type="checkbox"/> Furniture | <input type="checkbox"/> Small projects | <input type="checkbox"/> Turning | <input type="checkbox"/> Veneering, Inlay |
| | <input type="checkbox"/> Wood Bending | <input type="checkbox"/> Other | | |
| Willingness to Serve | <input type="checkbox"/> No Interest | <input type="checkbox"/> Maybe Later | <input type="checkbox"/> Elected office | <input type="checkbox"/> Community service |
| | <input type="checkbox"/> Membership | <input type="checkbox"/> Public relations | <input type="checkbox"/> Meeting programs | <input type="checkbox"/> Class committee |
| | <input type="checkbox"/> Library | <input type="checkbox"/> Newsletter | <input type="checkbox"/> Shows & exhibits | <input type="checkbox"/> Website |
| | <input type="checkbox"/> Audio/Video | <input type="checkbox"/> Other | | |

Shared Information

Do you wish to share your portrait and woodworking biography:

☐ Yes ☐ No

Woodworking Biography:

Please return this form at any Guild meeting or via mail to:
Colorado Woodworkers Guild P.O. Box 100996, Denver, Colorado 80250
ColoradoWoodworkersGuild.org