



Encouraging all woodworkers in self-expression, craftsmanship and knowledge

Colorado Woodworkers Guild

March 2015

Presidents Message

After a prolonged cold spell, it's finally getting warm enough that I can spend some time in my shop (it's a detached garage). I'm currently finishing up a new router table "wing" for my table saw. The top is made from a scrap of Corian which is very smooth. I'm looking forward to getting it done and using it. I'm also working on restoring an old "Fulton" cast iron plane. This is pretty unusual in that the frog is integral with the body of the plane. When I got it, it was missing the parts which adjust the depth of cut. I adapted the threaded rod and the depth of cut adjusting wheel (brass adjusting knob) from a broken Stanley (which I got from Charlie's 2nd hand tools for very little). Now, I've got to make the depth of cut adjusting lever (this is the part which engages the plane blade from the adjusting wheel). I'll be attempting to make that from a piece of 3/16 inch thick tool steel.



The guild survives and thrives thanks to the continued efforts of its officers. These people donate their spare time to help the guild:

Wilbur Goltermann is our webmaster. We have a professional quality web site thanks to his continued efforts.

Bob Kleinfeldt, the guild's Vice President, is the reason we had a great holiday party in December. Bob also stands in for me when I am unable to attend a member meeting.

Laura Peterson is our treasurer. Thanks to her efforts we have a checking account which I can access to purchase materials for classes and the monthly raffle.

Mark Childs, our secretary, keeps accurate minutes of our board meetings. So I know who has signed up to do what. Without these minutes, many guild items would never get done.

Cal Noguchi takes care of all our Audio/Video needs. We have video of meeting presentations since 2011, available on our web, thanks to Cal's continued efforts.

Stan Wolpert is our classes chair. He organizes all the classes which the guild offers.

Charlie Kuechenmeister manages community service activities for the guild. This includes to Kids spree in the summer and the Christmas toys. The guild does good in our community thanks to Charlie's efforts

Albert Limiero puts together our newsletter every month. Without his efforts the newsletter you are reading would not exist. I often get my articles in at the last minute and Al still gets it out on time.

Clarence "Lindy" Baer handles our Publicity & PR. If you enjoy a guild discount at one of our sponsors, thank Lindy for his efforts.

Kevin Loyd organizes guild presence at shows and exhibits. He puts in a lot of time on this. Our presence at these events is an important way of promoting the guild.

Roger Abraham is our librarian. He is the guy who puts out our library at every meeting, puts it back at the end of every meeting and keeps it current.

Dick Dailey handles refreshments at every guild meeting. Dick helps set up our meeting area, makes coffee, puts out the health food and cleans up the coffee machines after.

Dennis Machlica handles our membership. Without his help at meetings, I would screw up your membership renewals.

Without these people, there would be no guild. If you see them at a meeting, take the time to say thanks.

That's all for now.

Cary Goltermann - El Presidente

Membership


Hello members. Here are the membership stats at this writing

295 Active members

160 Paid through 2015-12-31

135 Expired on 2014-12-31 (these become lapsed members after March 31, 2015)

If your membership card does not look like the one below, your membership probably expired on December 31, 2014. Renewal is simple, there are instructions on our web home page (<http://www.coloradowoodworkersguild.org>).



If you have renewed and not received your new membership card, please send me an email at president@coloradowoodworkersguild.org. I'll address the issue. Please note, I try and deal with on line applications at two week intervals. So your renewal might be sitting in the queue.

If you would prefer to renew by check. Complete the on line renewal form, print it and take it to a meeting with a check. Or mail it to us with a check at
Colorado Woodworkers Guild
P.O. Box 100996
Denver, CO 80250

Do not print the page and fill it in by hand, I am often unable to read the handwriting of our members. And please fill in the interests area. We are trying to address your interests through presentations, classes and seminars. How long have you been a member? We keep "Member Since" data in our database. Unfortunately our database has only existed (in a stable fashion) for a few years. Many of you have been members since long before the existence of the guild's database.

Drop me a line and let me know when you joined. Provide some evidence of this date. In a couple of months a CWG T-Shirt will be awarded to the member who has been with us the longest!

Cary Goltermann - Assistant to the Membership Chair

Classes

At this writing we have held several classes in:

Plane Restoration

Scary Sharpening

Bandsaw Boxes

Here are the classes which are currently to be offered in April

Woodworking 101 on 2014-04-04

Finishing on 2015-04-11, 18, and 25

Among these is Stan's class on finishing. We had 31 people express interest in the finishing class on the signup sheets at the January meeting. Now that the class is being offered only two have signed up. If you are interested in this class now is the time to take it. Here is an email sent to me by member Jim Myers last year when we offered the class.

In case you get questions or need a reference for the class, I took the class with Stan previously. It was the best class I ever took on any woodworking skill. I've been taking woodworking skill classes for 30 years. Stan does an outstanding job of teaching the finishing class. He teaches the use and application of multiple finishes and components. You leave the class with examples, in hand, that can be reviewed in the future as you determine which type of finish you would strive to achieve.

Since I took the class I have had nothing but excellent comments on my finishes.

Jim Myers

You will be able to sign up for the class on-line in a couple of days. I will post instructions on the home page when this is done.

To sign up for the Finishing class or Woodworking 101 follow these instructions

Go to coloradowoodworkersguild.org

Log in with your username and password (problems with this drop me an email)

At the top of the page hold your mouse over "Members corner"

Under that click on "Register and Pay for classes"

On the Register and Pay for Classes page look for the class you want to sign up for and click on Click here to pay this will take you to PayPal where you can pay either with your PayPal account or with a credit card.

Complete the PayPal payment and you will be returned to our form where you will fill in contact information.

If you have a problem with any of these steps, please let me know.

Cary Goltermann - President and part time assistant to the Class chair.

February Presentation

The February presentation took place with about 100 members present. Joe Wainwright did a presentation on CNC Routers. If you missed this and are interested the video is on line.

[Click here to see Presentation video](#)
[Log in with your username and password .](#)
[Play the video](#)

Click on Joe Wainwright at the top of the list.
(problems with this? send me an email)
The presentation went well. There were lots of questions and answers. I imagine I'll have one of these machines in the future. Here is a list of resources which might be of interest if you are interested in CNC Routers.

Vetric:

Download Free Trial Software (Vcarve Pro,
Cut3D, Cut2D and Aspire):

<http://www.vetric.com>

Manufacture of the CNC Shark:

<http://www.nextwaveautomation.com>

3D Vector Art:

Download Free Trial Software (3d Machinist):

<http://www.vectorart3d.com>

Precise Bits (Purchase very small cutting bits and
Palm Router Collets)

<http://www.precisebits.com>

Board Action



Presidential Award



Stan on Classes



Guild Administration in Action

March Presentation

We will have two mini-demos for the March presentation.

First Paul Seiple will repeat one of the most requested demos that he does *How to set up the bandsaw*. Paul has done this many times in the past and always gets asked many questions. After seeing Paul's demo and following his advice my bandsaw has become much more useful. If you have a bandsaw, small or large, and its not working as well as you'd like it to, this may be a demo for you.



Next will be a mini-demo on making log furniture mortise and tenon joints. Member Horace Brown does this professionally. If you're interested, some of Horace's work can be seen on his web site http://www.mcbrowndesign.com/log_furniture.



April Presentation

In April we have a presentation from member Dana Hauschulz on Large scale, Bent lamination arches built for a house. Dana is a mechanical engineer with a background in structures. He designed and built the arches in the picture above and got the work reviewed by a structural engineer. His presentation will include scale models (the full size are a little big and Dana refused to disassemble his house for the presentation).



Future Presentations

I am currently working on more presentations BUT I can always use help. If you have an idea for a presentation please let me know. I find I get one actual presentation for every two or three ideas.

Cary Goltermann - President
president@coloradowoodworkersguild.org

Show & Tell

The February Show & Tell had a good mix of items even if only four people brought items to the meeting.

Richard Gonzalez brought in a cigar box slide guitar that he made. Ironically, Richard's project was in line with our guest that discussed the Palletfest and reusing or upcycling of materials. The cigar box was 50 cents and the neck and tuning head were made from an old pallet. For the slide Richard has the neck from a discarded wine bottle. Richard even went to the effort of installing an electric pick up so he can plug in when he needs to.

Jim Record brought in his first attempt at turning a hollow form. Jim chose the finest stock he could find on the floor of his shop, which he identified to be none other than tree wood. There were a few naysayers when Jim said it was his first attempt. Jim may have found a new talent. Upon further and extensive investigation I have concluded that it was specifically from a wooden tree.

Bill Knoll brought in a set of drill bit and chisel racks that he made from mulberry. Actually, Bill's mulberry was the scrap from a previous project that had been slated for returning to the earth. However, with some mass and a flat side they lent themselves to being stable and portable, which Bill likes in his tool racks. Bill even went so far as to hand forge his own shelf brackets out of 1/4" steel square bar stock. If you can't find ... make it.

The winner of the night was **Cliff Faris** with his Arizona journey/hiking stick. He had a family member in AZ that wanted a hiking stick. It seemed natural to make a hiking then out of mesquite from AZ. For those that don't know mesquite from AZ and mesquite from TX may be the same tree but soil and growing conditions yield very different timber. Anyway Cliff called around to lay his hands on a stick or two and found lots of helpful sources. His only quandary was what to do with the remainder of the truckload that they wanted to include with his stick. He eventually found a single stick to his liking and proceeding to embellish it with turquoise and silver. To remain true to the cause Cliff made sure the turquoise and the silver were also from AZ.

Congrats to Cliff and thank you to everyone else that brought in their show and tell items. Remember to bring your projects and things to share with the rest of the group. You might win a prize and you might find other with similar taste in projects.

Kevin Loyd Shows & Exhibits Chair



Frank Paxton Lumber Wood of the Month

The Frank Paxton Lumber Company is offering **Alder** as their Wood of the Month for March, 2015. The **Alder** comes 4 quarter (4Q), select and better, surfaced on three sides (S3S), in random widths and

About Wood

For March our subject is **Red Alder** (*Alnus rubra*). Alder (*Alnus* spp.) consists of several species growing in Asia, North America and Europe. **Red Alder**, an important hardwood for woodworkers is harvested from the Pacific Northwest, where it is the most abundant commercial hardwood.



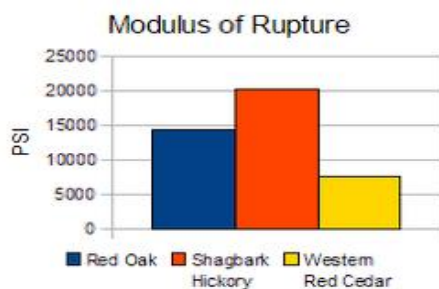
As we have done in previous columns, before getting to the details about Alder, we will spend a few words define another technical term used in the lumber business; in this case the Modulus of Rupture or MOR.

MOR, “also referred to as bending strength, is a measure of a specimen’s strength before rupture. It can be used to determine a wood species’ overall strength; unlike the modulus of elasticity, which measures the wood’s deflection, but not its ultimate strength. (That is to say, some species of wood will bow under stress, but not easily break.)

MOR is expressed in pounds-force per square inch (lbf/in²) or megapascals (MPa). This number is given for wood that has been dried to a 12% moisture content, unless otherwise noted.

In practical terms, the number itself isn’t all that meaningful, but it becomes useful to use in comparison with other woods. For instance, Hickory is known to have excellent strength properties among domestic species in the US, and has a MOR of 20,200 lbf/in² (139.3 MPa). In comparison Red Oak is another well known wood used in cabinetry and furniture, and has a MOR of 14,300 lbf/in² (98.6 MPa).” (From Eric Meier’s The Wood Database)

If you have questions regarding lumber terminology or a specific wood, contact wood@coloradowoodworkersguild.org.

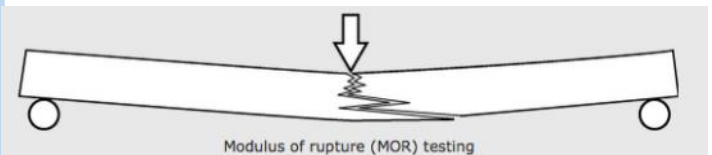


Red Alder

Red Alder is the principal species available in North America and is harvested mostly from the North West. It survives best in areas where there is plenty of moisture. Like Aspen, it does well in burned over lands and in areas that have been ravaged by earthquakes or logging.

Here is a summary of the characteristics of **Red Alder**:

- Distribution: Coastal western North America
- Tree Size: height of 90-130 ft. (25-40 m) tall, 2-3 ft. (.6-1.0 m) trunk diameter
- Average Dried Weight: 28 lbs/ft³ (450 kg/m³)
- Specific Gravity: (Basic, 12% MC); .37, .45
- Modulus of Rupture (MOR): 9,800 lbf/in² (67.6 MPa)
- Modulus of Elasticity (MOE): 1,380,000 lbf/in² (9.52 GPa)
- Crush Strength: 5,820 lbf/in² (40.1 MPa)
- Janka Hardness: 590 lbf (2,620 N)
- Shrinkage: Radial, 4.4%; Tangential, 7.3%; Volumetric, 12.6%; T/R Ratio, 1.7
- Heartwood Appearance: No visible distinction between heartwood and sapwood.
- Sapwood Appearance: light tan to reddish brown; darkens and reddens with age
- Grain/Texture: similar to Birch; generally straight with moderately fine, uniform texture
- Stability: High
- Relative Strength: Very Low, <14
- Decay Resistance: Low
- Workability: works, bends, glues and finishes very well; turns well
- Odor: no characteristic odor
- Toxicity: irritant
- Potency: moderate
- Toxicity Source: dust
- Reaction: eye, skin and respiratory
- Sustainability: not listed as threatened
- Uses: furniture, cabinets, doors, shutters, mouldings, panel stock, turnings, carvings
- Typical Cost: \$3-6 / bd ft



If you have questions about a specific wood, don’t hesitate to send a note to wood@coloradowoodworkersguild.org.

Photos from February Presentation



Click [here](#) to see Presentation video
Log in with your username and password .
[Play the video](#)

2015 Guild Officers

Cary Goltermann – President

president@coloradowoodworkersguild.org

Bob Kleinfeldt – Vice President

vice-president@coloradowoodworkersguild.org

Mark Childs – Secretary

secretary@coloradowoodworkersguild.org

Laura Peterson – Treasurer

treasurer@coloradowoodworkersguild.org

Guild Committee Chairs

Vacant – Programs

programs@coloradowoodworkersguild.org

Kevin Loyd – Shows and Exhibits

shows@coloradowoodworkersguild.org

Dennis Machlica - Membership

membership@coloradowoodworkersguild.org

Charles Kuechenmeister & Jeff Roth – Community Service

community-service@coloradowoodworkersguild.org

Roger Abraham – Library

library@coloradowoodworkersguild.org

Lindy Baer – Publicity and Public Relations

publicity-pr@coloradowoodworkersguild.org

Al Limiero – Newsletter Editor

newsletter@coloradowoodworkersguild.org

Wilbur Goltermann – Webmaster

webmaster@coloradowoodworkersguild.org

Vacant - Merchandise:

CWG Sponsors

The Colorado Woodworkers Guild is fortunate to have several companies as Sponsors. The Sponsors help the Guild with programs, materials, supplies, facilities, display space, financial, and other means. In many cases, Guild members are able to obtain discounts from our Sponsors (except for power tools and sale items). Please note: the Guild discounts only apply to in person purchases in the store (except where noted), and are not available at any sponsor's online store. You must show a current membership card to obtain the discount

A Cut Above

16512 Arminta Street
Van Nuys, CA 91406

Phone: 800-444-2999

Website: www.acutabove.com

Austin Hardwoods of Denver, Inc.

975 W. Mississippi
Denver, CO 80223

Phone: 303-733-1292

Website: www.austinhardwoods.com

B & B Rare Woods

871 Brickyard Circle, Unit C4
Golden, CO 80403

Phone: 303-986-2585

Website: www.wood-veneers.com

Charlie's 2nd Hand Store, Inc.

2227 Larimer Street
Denver, CO 80205

Phone: 303-295-1781

Website: www.usedtoolsplus.com

Collector's Specialty Woods

Collector's Specialty Woods

4355 Monaco Street, Unit A
Denver, CO 80216

(this is their Denver showroom and warehouse)

Phone: 720-278-7797

Website: www.cswoods.com

Collector's Specialty Woods

8055 County Road 570
Gardner, CO 81040

(this is their southern Colorado wood yard, kiln drying facility, woodshop, and another showroom)

Phone: 800-746-2413

Denver Woodworking Company

2062 S. Bannock Street
Denver, CO 80223

Phone: 303-733-3130

Website: www.denverwoodworking.com

Frank Paxton Lumber Company

4837 Jackson Street
Denver, CO 80216

Phone: 303-399-6047

Website: www.paxtonwood.com/denver.aspx

Reclaimed Boxcar Flooring

Phone: 303-913-6373

Website: www.reclaimedboxcarflooring.com

Rockler Woodworking and Hardware

2553 S. Colorado Blvd
Denver, CO 80222

Phone: 303-782-0588

Website: www.rockler.com/retail/denver-colorado-hardware-store.cfm

TC Woods

5406 County Road 23
Ft. Lupton, CO 80621

Phone: 3-666-8989

Website: www.tcwoods.com

Tool Zone, Inc.

8651 Grant Street, Unit 1A
Thornton, CO 80229

Phone: 303-252-8500

Website: www.toolzone.com

Woodcraft of Denver

6770 S. Peoria Street
Centennial, CO 80112

Phone: 303-290-0007

Website: <http://www.woodcraft.com/stores/store.aspx?id=305>

Login Information

Full Name

Email Address

Username

Badge Name

Contact Information

Street Address

State

Phone Number

City

Zip Code

Website

Guild Participation Profile

- | | | | | |
|-----------------------|---|---|---|--|
| Woodworking Interests | <input type="checkbox"/> Cabinet making | <input type="checkbox"/> Home remodeling | <input type="checkbox"/> Hand tools | <input type="checkbox"/> Tools, jigs, shop |
| | <input type="checkbox"/> Furniture | <input type="checkbox"/> Small projects | <input type="checkbox"/> Turning | <input type="checkbox"/> Veneering, Inlay |
| | <input type="checkbox"/> Wood Bending | <input type="checkbox"/> Other | | |
| Willingness to Mentor | <input type="checkbox"/> Cabinet making | <input type="checkbox"/> Home remodeling | <input type="checkbox"/> Hand tools | <input type="checkbox"/> Tools, jigs, shop |
| | <input type="checkbox"/> Furniture | <input type="checkbox"/> Small projects | <input type="checkbox"/> Turning | <input type="checkbox"/> Veneering, Inlay |
| | <input type="checkbox"/> Wood Bending | <input type="checkbox"/> Other | | |
| Willingness to Serve | <input type="checkbox"/> No Interest | <input type="checkbox"/> Maybe Later | <input type="checkbox"/> Elected office | <input type="checkbox"/> Community service |
| | <input type="checkbox"/> Membership | <input type="checkbox"/> Public relations | <input type="checkbox"/> Meeting programs | <input type="checkbox"/> Class committee |
| | <input type="checkbox"/> Library | <input type="checkbox"/> Newsletter | <input type="checkbox"/> Shows & exhibits | <input type="checkbox"/> Website |
| | <input type="checkbox"/> Audio/Video | <input type="checkbox"/> Other | | |

Shared Information

Do you wish to share your portrait and woodworking biography:

☐ Yes ☐ No

Woodworking Biography:

Please return this form at any Guild meeting or via mail to:
Colorado Woodworkers Guild P.O. Box 100996, Denver, Colorado 80250
ColoradoWoodworkersGuild.org