



Encouraging all woodworkers in self-expression, craftsmanship and knowledge

Colorado Woodworkers Guild

October 2013

Upcoming Meetings, Classes, and other Events.

October 12 - Dennis McCaigue will be teaching sharpening carving tools at Rockler, cost \$35.00. Login to website for latest information.

[Click here to login.](#)

October 15 - General Membership Meeting - At this meeting the guild will holding its second annual auction. We need the help of all members to donate items from their shop that they are no longer using. When each of us first started woodworking we bought tools which we found either didn't get any use, or which we want to upgrade, so if you have such, please contact Stan Wolpert at bigstan39@gmail.com with particulars of your donations.

October 19 9:00 AM to 1:00 PM - Sketch up class in Rockler's meeting room lead by Wilbur Goltermann. Tuition is \$35.00. Please read the course description.

[Click here to read course description.](#)

There are a couple of things participants must do before the meeting.

November 1-3 Rockler Gallery Show

This show will include work from all of the groups that meet at Rockler. [Click here for more details](#)

November 19 6:30 PM General Membership Meeting The program will be on Green & Green by our own Guild member Doug Pinney.

Annual election of officers for the Guild. Though the election of the Board officers will be short we will be voting on all of the positions

November 22-24 The Woodworking Shows 2013 ver. 2 [Click here for more details](#)

The woodworking circus is coming to town in November and who doesn't love that?! The Woodworking Shows is coming to the Denver Merchandise Mart the weekend of November 22-24, which is the weekend before Thanksgiving.



If this is you, you need to attend.

2nd Annual Auction

October 15 Monthly meeting
Rockler Basement

Attention Attention Attention

It is time for the Guild's second annual auction. As of the date of this newsletter we have at least 75 lots to auction off. The guild raised \$2500 dollars last year and we hope to better that figure this year. Please make sure you attend our next meeting on October 15th and bring cash or checks to make some great buys.

Stan Wolpert Program Chair

March 2014 Special Raffle Chris Gochnour Tool chest

The Chris Gochnour tool chest will be raffled off in March of 2014. The raffle tickets will cost five dollars each. This handmade chest is valued at five hundred dollars. Please participate in this raffle so the Guild can raise money for our different service programs and help to pay for our classes.

WE NEED TOYS!!

The Guild donates 500 toys to shelter and disadvantaged kids in the metro area every Christmas. If everyone could make just a couple of toys, our goal would be easily reached. There are a lot of simple plans on our web site or other sites on the internet. All it takes is a little scrap wood (something we all have) and an hour or so. If you make some toys let me know so I can include them in our count.

On October 11 we are having a toy work day at my shop in Parker. If you are interested in attending and are not on my "toy list" just give me a call or email. We will probably have another work day towards the end of October as well. I will need all finished toys by the November meeting.

Jeff Roth Community Services

Holiday Party!

Yes, it is that time of the year when Walmart starts putting out Christmas decorations and the Colorado Woodworkers Guild VP starts reminding everyone of the Holiday Party in December. The Christmas Party (to h**** with PC) is always a great time, we all have a chance to enjoy great conversations and a few laughs and the white elephant gift exchange is a great opportunity to put that “Very Special” gift idea to use.

The Christmas Party is scheduled for Saturday, December 14, 2013 at First Plymouth Congregational Church.

First Plymouth is located on the southwest corner of Colorado Blvd and Hampden (Hwy 285). Spouses or significant others are invited.

The party, scheduled to begin at 6:00 pm, is a potluck with smoked pork, turkey and barbequed brisket supplied by the Guild. The Guild will supply plates, eating utensils, napkins, and beverages. appetizers, salads, side dishes and desserts will be supplied by members according to the following assignments:

Last name beginning with A, B, or C: bring salads

Last name beginning with D through H: bring a side dish

Last name beginning with I through R: bring dessert

Last name beginning with S through Z: bring appetizers

We will have the traditional white elephant gift fun, plus some raffle excitement. Plan to come and enjoy the evening.

Please RSVP at the November meeting or to
vice-president@coloradowoodworkersguild.org.

Tom Bloom, VP

Presidents Message



The year is winding down for the Guild with only 2 more meetings. We have had another successful year of meetings, classes and a seminar. The October meeting will be our second annual auction. The auction was a huge success and a lot of fun last year so make sure you don't miss out on just the right treasure.

The November meeting besides a terrific program on Green & Green by our own Guild member Doug Pinney will also be our yearly election of officers for the Guild. Though the election of the Board officers will be short we will be voting on all of the positions. Currently we have following nominations:

President – Cary Goltermann

Vice President – Bob Kleinfeldt

Secretary – Mark Childs

Treasurer – Laura Peterson

There have also been several people who have graciously stepped up to fill the several committee chair positions that have opened up.

I want to thank everyone who stepped up to fill an officer or committee position. It is with the help of everyone who volunteers that makes the Guild successful and a benefit to all.

Though we do not have a regular meeting in December we do have the Holiday party. Lots of great food, fun, raffle prizes, the traditional white elephant gift exchange and hopefully a visit from Santa Claus!

Viki Hennon President

president@coloradowoodworkersguild.org

Membership Tidbits September 2013

It seems that snow will be here before you know it. Definitely time to get into the shop and shut the door on all that white stuff waiting to get shoveled. Whatever you do, please don't hurt your back. There are people depending on you to be productive playing with your tools and making some great items for the Holidays.

A reminder that you can get a \$5 discount on your 2014 dues if you renew online by December 15th. Once that date is behind us, the renewal dues will be \$35.00. I will also, at the risk of sounding like an old scratchy record stuck on the same phrase, remind you that the Guild is as good as the membership makes it. So, let the Board know your ideas for programs, classes and as you find you can make time for the Guild, step up and volunteer either for a project the Guild is doing, helping out cleaning up the meeting room before heading off for the night, taking a shift at the Woodworkers Show or joining the Board —and these are just a few ideas that come to mind—you might have a few of your own where you can make a positive difference.

The annual Auction is scheduled to be held at our October meeting so come early to see what's going to be for sale. We have fewer items than last year and we hope that changes before the auction but you gotta know you will have the opportunity to have some fun with Stan and his host of cohorts keeping the bids going on some very good deals. It's a great place for a new woodworker to make a purchase or two and then sign up for a refurbishing class.

Watch out for the Big Pumpkin--

Donna Membership Chair

Rockler Gallery Show

The first weekend of November is the Rockler Gallery Show. As has been previously mentioned this is different from past shows as this will include all of the groups that meet at Rockler. Thus, we will attempt to have work from the guild, the turners, the marquetry folks, and the shipwrights all in one room at the same time. I have confirmed that no cracks in time or space should form with a gathering of this nature, but it should be very interesting nonetheless. For those that have made something interesting out of wood you should consider putting it on display. If you have displayed something in the past it is likely that it will be new to the members of the other groups.

The goal is to have all the pieces at Rockler by Thursday night. This will allow for the final set up on Friday morning. Talking with Rich (Rockler Manager) we are going to have a gallery opening on Saturday so that the various groups can meet and mingle. Each group has been instructed to supply personnel over the course of Friday through Sunday. This will be an opportunity for the groups to answer questions and hand out flyers about their groups.

If you want to put something in the show please let me know and I will coordinate with Rich. Pick up will be Sunday evening or the following Monday. If other arrangements for pick and delivery are needed please let me know and we can work it out. Also, if you are available to volunteer anyone of the three days contact me so that we can make sure there is ample coverage.

Kevin Loyd Shows@Coloradowoodworkersguild.org

The Woodworking Shows 2013 ver. 2

The woodworking circus is coming to town in November and who doesn't love that?! The Woodworking Shows is coming to the Denver Merchandise Mart the weekend of November 22-24, which is the weekend before Thanksgiving. The guild will have a booth and this year we are going to make it a better booth than ever before. To that end we need to have plenty of volunteers at the booth so that the crowds that flow through can be engaged. The booth will need volunteers to simply represent the guild and interact with the show attendees. For this you don't need to be a master woodworker you only need to be willing to talk about a subject that you have shown interest in as evidenced by your guild membership. But wait there's more! The booth will also need volunteers to do demonstrations. If there is something that you can do and are willing to do it in front of people and answer questions then you qualify for this. A change that we are looking to make this year is having two benches in the booth so that the demonstrators can have more time. If you have demonstrated in the past then please help again if you can. If you have never been a demonstrator then let this year be the first.

There are other things that the guild will need for the booth aside from warm bodies. The booth will need some items to display that show people what kinds of work we do. Don't think that you need to bring in your masterpiece project. If you made it out of wood bring it to the booth. Masterpieces can go in the booth, but you might consider putting those in the Show-Off competition. We will also need a bench. I will be bringing my auxiliary bench that was at the show last year but we will need a second bench. Please consider supplying your bench if you can and are willing to transport it.

If you are asking the old question "What's in it for me?" don't worry I have that covered too. All volunteers for the booth will receive the following: free entry on the day you volunteer, a new free guild t-shirt, a sincere thank you from me, a good feeling about yourself, and a raffle ticket. The raffle ticket is for a booth volunteers only raffle. The prizes for the raffle include a slab of walnut from Austin Hardwoods, a 10" Amana combination table saw blade from Austin Hardwoods, a new Veritas dovetail saw, and a 6-piece set of German beveled-edge bench chisels.

If you wish to volunteer or provide pieces for the booth please contact me, Kevin Loyd. I am on the site as the Show & Exhibit Chair. You may also call my cell phone 303-618-2626 and we can discuss your availability and the remaining openings. There will also be a sign up sheet at the meetings. There are still openings on all

September Show & Tell

The September Show & Tell was another great display of our group's talent. Linden Snyder kicked it off with his flip-top writing desk. A traditional style writing desk made of pine it included a side drawer for the ink and quill. Made much by hand it included hand cut half lap dovetails in the side drawer. Donna Cuning brought in a carving of a turtle she made. The impetus for carving the turtle was a "nuisance surgery" that she had that kept her from doing other things, but allowed her to pick up some carving tools. John Dunn brought three landing nets that he made. All were made of hardwood that he used with the bent lamination technique to create the form. He used nylon netting as apparently making netting of wood was just a bit over the top. Doug Pinney brought a box that he made for the Empty Bowls charity event. The box was made of cherry with bubinga veneer inlay and is slated for donation to help with fundraising. Doug also brought in a cracker and cheese tray made of purple heart with a marble center. Scott brought in a worry bolt that his father had made. It was a large wooden nut and bolt that sat by the phone. When Mrs. Jones would call and complain for the hundredth time this was used as a distraction to get through those unwanted phone conversations.

The winner of the night was Dennis McCaigue. Dennis has made stringed instruments in the traditional manner for a career, but dovetails were not a part of his routine. Have recently learned to make dovetails he made a set of boxes to hold some specialized tools that he has. It is a good example that nothing provides opportunity to practice new techniques like building new shop cabinets and accessories. Along the same line Dennis also brought in some of the tools that he used to make the boxes. The handles of the chisels were all handles that Dennis had made to his liking.

Thank you to all the participants of the Show & Tell it is always great to see what our members are working on and what type of work we all do. Bring in your current project or a project you recent finished to the next meeting. You may find that there is someone else in the group that has a similar style or interest that you previously didn't know.

Kevin Loyd Show & Exhibits Chair

Show & Tell



Doug Pinney Cheese Plate



Doug Pinney Jewelry Box



John Dunn Landing Nets



Scott Roth Worry Bolt



Donna Cuning Carvings



Dennis McCaigue
Tool Storage Boxes



Linden Snyder Shaker Writing Desk

A Visit to a Bowl Mill

During a recent visit to Alaska, I had occasion to visit the Great Alaskan Bowl Company (GABC) in Fairbanks, Alaska. GABC is a small company that has been operating since 1991. They are one of a very few companies in North America that use the 100-150 year old technology to make beautiful hardwood bowls.

GABC uses the sustainably harvested paper birch, a slow growing, but common tree in our northern forests. The logs are harvested, brought to the mill site, and then cut into "bolts" (20-30 inch log segments). A bolt is then mounted to the lathe and, using the largest cutter (there are eight cutters; all with the same curvature) that will work for the size of the bolt, the first cut is made. The waste piece removed is then set aside and sold as a flower planter.

Still on the lathe, the next cut is made with the next smaller cutter and then in sequence, remaining cuts are made as far as the size of the bolt will allow. Each cut removes approximately 1/4 inch of material, while the resulting bowls are approximately 5/8 inch thick. All of the shavings and sawdust is recycled for packaging and mulch respectively.

Once the bowls are rough cut, they are kiln dried. Then the bowls move along to the finishing process. Each bowl is taken through a series of sanding steps to remove all of the machining marks: first the bowl edge is sanded flat, then the inside, and then the outside. Finally the bowls are dunked in a tank of food-safe Block Oil to apply the protective finish. From a large bolt, the result may be as many as six or seven bowls, all showing the same grain patterns.

You can learn more about GABC from their website at www.woodbowl.com. Also, from their website, there is a link to some Vimeo videos about the GABC operation.


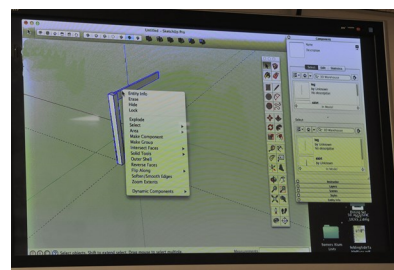

In their January/February 1990 issue, Fine Woodworking published an article about the Granville, Vermont bowl mill. The Granville mill began operating in 1857 using much the same approach used by the Great Alaskan Bowl Company. Unfortunately, due to overseas competition, the Granville mill closed in 2008 after 151 years.

Lindy Baer

September Presentation

Wilbur Goltermann gave a demonstration of the latest version of Trimble (formally Google) Sketchup, a powerful drawing program used by Architects, Engineers, Landscape Architects, Woodworkers and many others.

Wilbur used some of the basic tools of Sketchup to construct a model of an end table with two sided tapered legs, and aprons connected with mortise and tenons, a simple design that used common woodworking elements and joinery. Wilbur's presentation was a preview of the class he will be teaching on Oct 19 at Rockler.



Guild Officers

Viki Hennon – President

president@coloradowoodworkersguild.org

Tom Bloom – VP

vice-president@coloradowoodworkersguild.org

Cary Goltermann – Secretary

secretary@coloradowoodworkersguild.org

John Wilcox – Treasurer

treasurer@coloradowoodworkersguild.org

Guild Committee Chairs

Stan Wolpert – Programs

programs@coloradowoodworkersguild.org

Kevin Loyd – Shows and Exhibits

shows@coloradowoodworkersguild.org

Donna Cuning - Membership

membership@coloradowoodworkersguild.org

Jeff Roth – Community Service

[community-
service@coloradowoodworkersguild.org](mailto:community-service@coloradowoodworkersguild.org)

Richard Gonzalez – Library

library@coloradowoodworkersguild.org

Lindy Baer – Publicity and Public Relations

publicity@coloradowoodworkersguild.org

Al Limiero – Newsletter Editor

newsletter@coloradowoodworkersguild.org

Wilbur Goltermann – Webmaster

webmaster@coloradowoodworkersguild.org

CWG Sponsors

The Colorado Woodworkers Guild is fortunate to have several companies as Sponsors. The Sponsors help the Guild with programs, materials, supplies, facilities, display space, financial, and other means. In many cases, Guild members are able to obtain discounts from our Sponsors (except for power tools and sale items). Please note: the Guild discounts only apply to in person purchases in the store (except where noted), and are not available at any sponsor's online store.

A Cut Above

16512 Arminta Street
Van Nuys, CA 91406
Phone: 800-444-2999
Website: www.acutabove.com
Guild Liaison: Stan Wolpert

Frank Paxton Lumber Company

4837 Jackson Street
Denver, CO 80216
Phone: 303-399-6047
Website: www.paxtonwood.com/denver.aspx
Guild Liaison: Tom Bloom

Austin Hardwoods of Denver, Inc.

975 W. Mississippi
Denver, CO 80223
Phone: 303-733-1292
Website: www.austinhardwoods.com
Guild Liaison: Kevin Loyd

Rockler Woodworking and Hardware

2553 S. Colorado Blvd
Denver, CO 80222
Phone: 303-782-0588
Website: www.rockler.com/retail/denver-colorado-hardware-store.cfm
Guild Liaison: Brian Fields

B & B Rare Woods

871 Brickyard Circle, Unit C4
Golden, CO 80403
Phone: 303-986-2585
Website: www.wood-veneers.com

TC Woods

5406 County Road 23
Ft. Lupton, CO 80621
Phone: 3-666-8989
Website: www.tcwoods.com
Guild Liaison: Bob Beason

Charlie's 2nd Hand Store, Inc.

2227 Larimer Street
Denver, CO 80205
Phone: 303-295-1781
Website: www.usedtoolsplus.com
Guild Liaison: Lindy Baer

Tool King

11111 W. 6th Avenue
Lakewood, CO 80215
Phone: 303-237-7779
Website: www.toolking.com
Guild Liaison: Dean deBenedet

Collector's Specialty Woods Showroom and Warehouse

4355 Monaco Street, Unit A
Denver, CO 80216
Phone: 720-278-7797
Website: www.cswoods.com
Guild Liaison: Jim Kitsmiller

Tool Zone, Inc.

8651 Grant Street, Unit 1A
Thornton, CO 80229
Phone: 303-252-8500
Website: www.toolzone.com
Guild Liaison: Donna Cuning/Viki Hennon

Wood Yard, Kiln Drying Facility, Woodshop, and Showroom

8055 County Road 570
Gardner, CO 81040
Phone: 800-746-2413

Woodcraft of Denver

6770 S. Peoria Street
Centennial, CO 80112
Phone: 303-290-0007
Website: <http://www.woodcraft.com/stores/store.aspx?id=305>
Guild Liaison: Travis Brown

Denver Woodworking Company

2062 S. Bannock Street
Denver, CO 80223
Phone: 303-733-3130
Website: www.denverwoodworking.com
Guild Liaison: Christine Bentson



Colorado Woodworkers Guild
Membership Application

First Name: _____ Last Name: _____

Badge Name: _____ Birthday (Month/Day): _____

Street Address: _____

City: _____ State _____ Zip Code _____

Phone: _____ Home _____ Mobile _____

EMAIL ADDRESS _____

Woodworking Interests _____

Would you be interested in being a mentor? : Yes No

If yes, in what area(s) _____

How did you hear about us? : _____

What do you want to get out of your membership? : _____

Would you be interested in being on a committee? : Yes No

If so, how would you like to help? : _____

Dues are \$30 annually— your membership card expires 12/31

Guild Use Only

New Member ___ Renewal ___ Former Member Rejoining ___ Sponsor ___ Presenter ___

Join Date: _____

Payment Received: Cash _____ Check no _____ PayPal _____ Credit card _____

Please return this form at any Guild meeting or via mail to: