



Encouraging all woodworkers in self-expression,
craftsmanship and knowledge

Colorado Woodworkers Guild

February 2013

Upcoming Events

Feb 19 6:30PM - 08:30PM

Monthly General Membership Meeting

Presentations and Classes

February Presentation

Marquetry by Rich Gady a longtime member of the guild and a teacher at Red Rocks College.

See page 9 for details

March 10

Intro to Marquetry Class At Rockler
Time to be announced. \$75 *See page 9*

March 9 9:00 AM

Woodworking 101 At Jeff Roth's shop

See page 9

March 19

A & E Fine Woodworking owner Steve Anthony is a custom furniture/cabinet maker. Steve will be the presenter for March. The topics to be covered will be announced soon.

April 16

April's presenter is Jeremy Cox, manager of the woodworking department at Red Rocks Community College, and builder of custom furniture and cabinetry. Details about Jeremy's presentation will be announced soon .

May 21

Mark Klosky is a custom furniture and cabinet maker. Mark will do a presentation on building an entry door fit for a palace.

May 31 through June 2

Chris Gouchnor, a regular contributing editor to Fine Woodworking magazine will conduct a two day seminar on designing and building a heirloom-quality tool chest. The main seminar of Saturday and Sunday is preceded by a slide show of Chris' work on Friday evening.

See page 9

January Presentation

In January Charles Milliser returned to present more of his carving techniques and stories to the Guild (see photograph 1). This time he covered relief carving, but spent somewhat more time discussing his techniques for carving the human face.

Charles prefers to use bass wood for his carving (see photograph 2), but does use other woods when required. He emphasized the importance of understanding the wood grain in the work piece. With bass wood, he can do much of the carving pushing his gouges by hand. With harder woods like oak, he then moves to a gouge and mallet.

For his relief projects, he generally uses transfer paper to trace the image on the wood surface and then begins to remove wood using gouges and a knife. He showed the audience a recent project that is in process, the Crystal Mill (see photograph 3). The three panel western-theme project is an example of a job he just completed on commission (see photograph 4).

For face carving, Charles generally decides what expression he is seeking, prefers that the face is oriented slightly upward and somewhat turned (usually slightly left). When he teaches face carving he starts his students with a cylinder (maybe with a "bump" for the nose). He has the students rough out the brow, followed by the nose and eye sockets. Then come the nostrils and eye lids. He follows what is termed the "double diamond" approach for the nose shaping. Finally comes the mouth and chin, with a natural mouth having "eleven curves."

Continued on next page



1 Charles Milliser



2 Oak Leaves in relief



3 Crystal Mill



4 Relief Commission

Continued from previous page

Charles has adopted some of the concepts from Jeff Phares's book *Carving the Human Face* and from the books by Chris Pye. Charles has been an invited artist at the Loveland Sculpture Invitational Show for three years. Two of his recent works include Apache Apparition done in Russian Olive (see photograph 5) and a seven foot tall bear in Cottonwood for the Cherry Creek Parks (see photograph 6).

To learn more about Charles Milliser and his work, go to his website, **www.woodnink.com**. Watch for more of his classes coming soon.



5 Apache Apparition



6 Cherry Creek Bear


The Woodworking Shows 2013


The annual woodworking show has come and gone. Some may have left the show empty handed while others made several trips to the car. This year was the first under the new ownership. The event coordinator said that the show was good and that they have been happy with the attendance. The guild volunteers were made well aware of the attendance when for extended periods five and six guild members were fully engaged with show attendees interested in the guild and what we do. The booth had demonstrations the entire weekend and at times had three going simultaneously between Mike Seymour's scroll saw humming and the guild and marquetry demonstrations the guild booth garnered a lot of attention. The guild signed up quite a few new members at the show as well as renewing several existing members. There were many others that were interested and may be coming to the next several meetings to get a firsthand feel for what we do. If you see a new face introduce yourself; they may be interested in the same area of woodworking as you.

The general consensus is that the show was a success. But as with everything there is always room for improvement. If you were a volunteer that worked the booth I would really appreciate your individual feedback. If you attended the show and notice something that you think may improve the booth in the future I want to know. There are some changes already in the works to improve the next show. Which brings up the fact that the show schedule has been shifted back to the date that it used to be. So come November 2013 the woodworking shows will be back in Denver. What this means is that Denver gets two woodworking shows in 2013! Also, for those that were unable to volunteer and wanted to, you have a second chance for those willing to do two shows in a year I welcome you back. I will be communicating in the future as the plans develop for the next show. Remember that feedback and suggestions are always welcome.

Finally, I want to thank all of the booth volunteers for their time and effort that went into making a great show. We had 24 guild members help run the booth and do demonstrations over the course of the show. The booth also hosted six demonstrations put on by the marquetry club. The guild has grown and improved on the continued efforts of its volunteers. Consider volunteering for the next show or at another event or in a staffing role. Thank you again to all the volunteers from the guild and marquetry club for making the show a success.

Kevin Loyd Shows & Exhibits





Show and Tell

The January Show and Tell had a great turn out. It was no surprise that there were a few Christmas presents that made their way into January meeting. Jim Ruby kicked the show off with a sculpted boot jack. Made of scraps from the completed Christmas presents Jim found enough walnut, maple and mystery wood to laminate a nicely curved shoe remover. Correct me if I'm wrong but Shepler's boot jacks are not as nice to look at. Doug Pinney brought in a pair of Christmas gifts. The first was a figured maple bowl that he turned for his wife. The second of Doug's gifts was a Greene and Greene inspired picture frame that he made for his granddaughter. Instead of the conventional mahogany commonly associated with G&G work Doug used naturally finished alder with ebony button pegs. The contrast of the colors made for a nice overall effect. Nate Secrist brought in three of his cutting boards. Given that they are as nice as they are his wife calls them display boards. The weave pattern looks good and Nate reaffirmed that the process wasn't nearly as difficult as it appeared, hmmm. Leading by example our President Viki Hennon brought in two items to include in the Show and Tell. Viki made a pair of invisible hinge boxes based on those of Mr. Rob Cosman. Viki's boxes were Christmas presents as were Linden Snyder's ribbon box. Linden's box gets the name from the handle on the lid being carved such that it has the appearance of being a ribbon. Made of figured maple and joined with walnut splines at the corners Mrs. Snyder must have been very happy when she unwrapped this gift. Our resident Mr. Scroll saw, Mike Seymour, brought a new twist on the classic dream catcher. Mike's dream catcher was made of 1/4" walnut. Sometimes when a dream catcher isn't enough adding an eagle and embellishing with beaded feathers can really kick the project up a few notches.

The winner of the night was Jack Garrett with his replica of a 1991 Chevy Lumina stock car. Jack logged over 300 hours building this race

car. There were a few things that required some creative problem solving. Notably he made the car springs from wrapping heated reeds around dowels. Just about every piece of the model was made of wood. The only exception to this was the windscreen being made of plastic because as of yet we have yet to find any trees that produce clear wood.

To all those who brought pieces in; thank you very much for sharing your work. With so many types of work being done by members you are sure to find someone else that enjoys the exact same projects as you. If you have been working on a project that has you stumped you may find your answer lies with one of your fellow members.

Kevin Loyd Shows & Exhibits




Jim Ruby Boot Jack



Doug Pinney Bowl



Doug Pinney Greene & Greene Frame



Nate Secrist Cutting Boards



Viki Hennon Rob Cosman Hidden Invisible Boxes



Linden Snyder Ribbon Box



Mike Seymour Dream Catcher



Jack Garrett 91 Chevrolet Lumina

President's Message

January started off a bit rocky for the Guild. The website went down for about 3 weeks; many of you probably already know this. Due to the long hours put in and diligent efforts of Wilbur Goltermann, our web administrator, the website is now back up and running! Then we had the cancellation of the sculpted chair seminar by the presenter, James Cole. Everyone who sent in money for the sculpted chair seminar should have received a reimbursement by now. As if that weren't enough, our website came close to being completely shut down because of a report that we were sending out spam. Wilbur has again come to the rescue by implementing an opt-out capability on email blasts we send out for notice of events and the newsletter. I would like assure everyone that we do not give out or sell any email addresses and we as a Guild do not send out spam. Typically we will only send out emails about the things you need to know about; for example the newsletter is available or for special situations keeping you up to date. This happened when the website went down in January and we started receiving emails from you all letting us know there was a problem. Rather than respond to multiple emails one at a time for the same issue, we decided to send out a blast email letting everyone know we were aware of the problem and work was being done to correct it.

Starting with this newsletter announcement and any future email the Guild sends out, there will be an opt-out notice at the bottom of the email. If you choose to opt-out you need to know you will no longer receive any email from the Guild including the newsletter! The Guild is run exclusively by members who volunteer their time to make the organization run smoothly. With a membership of over 200 members it is too difficult to maintain multiple

email databases. If you choose to opt-out we will delete your email from our database. A reminder, that we cannot send the newsletter by snail mail.

Thanks to all who have renewed your membership for 2013 – we are off to a terrific start! For those who have not yet renewed you will find a membership renewal form in this newsletter and at the February meeting. Your membership enables us to provide great programs at the general meetings with lots of classes, an annual seminar with a presenter who is well known in the woodworking community, the picnic, holiday party and much more. Your membership also offers you fantastic discounts at the many sponsors supporting the Guild.

For everyone who worked at the Guild booth at the Woodworkers Show thanks for making it another huge success! A special thanks to Kevin for coordinating everything and being there for the entire event! For the two and a half days of the Show, Kevin and the many volunteer workers let the public know what the Guild is all about and encouraged people to become new members.

The Show was the debut of the Guild logo shop apron. Thanks to Donna, we were able to get a great deal on Bucket Boss 16 pocket heavy duty shop aprons with the an embroidered Guild logo. Everyone who worked the Show received an apron for their time and effort at the booth. At the February meeting we will begin offering the logo apron to members for \$25. So get yours before they are all gone! Don't forget, we are still offering the long sleeve logoed shirt we had at the 2011 Woodworkers Show for a special discounted price. Limited sizes are available so come to the meeting to get yours! Also, at the February meeting I would like to introduce John Husner as our new Merchandise Committee chair. He has volunteered to coordinate the sale of Guild merchandise.

Continued on next page

MEMBERSHIP TIDBITS

Membership renewals have been coming in at a good clip, however we still have about half of the total membership from last year waiting to renew. In order to make it easier for you, the membership application is attached to the newsletter. You can put your application in the mail with the \$30 renewal fee, or you can bring it to the next meeting and give it to me. My goal is to have all the membership cards made out and available by “half time” so that you can put it in your wallet, ready to pull out next time you buy something from one of our sponsors. If for some reason, you can’t make the meeting, please put that on the top of the application so that I can drop it in the mail to you. (yes, that assumes you mailed it to me).

It’s important for you to renew for at least a couple of reasons. The first is getting a current membership card. I’m being told that 2012’s card isn’t being accepted for a discount. The second is just as important as the first, and that is, your membership dollars allow the guild to put on classes, seminars, buy raffle items, aprons etc.

One important change, we will have a PayPal card reader at the meeting so that we can take credit card payments. We may have to go upstairs to get reception, but you should be able to charge the cost of the renewal.

On another note, the shop aprons are now available for sale at the meetings. The cost is \$25.00. Again, you will be able to pay with your credit card through PayPal, by check or the ever popular cash. We will not be able to mail any aprons—we don’t have the margins to pay for the postage so please be kind and don’t ask us to do that. The aprons got a lot of good reviews at the Woodworkers Show—from our volunteers, from attendees and from some of the vendors who wanted to know where we got

Continued on next page

Continued from previous page

There are still long sleeve shirts, T-shirts, ball caps and mugs all with the Guild logo available for purchase. With the introduction of the shop apron the other merchandise will be on sale! Thank you to John for joining the board!

And let me just say one more time (it won’t be the last time I write about this), the Guild is only as good as the people who volunteer their time to make sure the Guild runs smoothly, offering the programs and events you want. With that said I would like to thank the board and committee members who endured – I mean - participated in the Guild planning meeting. With 16 people at the meeting it was very productive with lots of terrific ideas for the coming year.

With that said, we are currently looking for another committee member. We are looking for someone to help out with the raffle. Check out the article in this newsletter for details and let me know if you are interested in the position. I will be happy to answer any questions you may have.

Viki Hennon President,

Members in Action



Veneering
Class



Dovetail
Vise
Class

them with our logo on them. Get yours, of course, while supplies last.

I'm in the process of reviewing all the applications to date. If you renewed using another application, I will be sending you one so that you can give us your input on what you want to see your Guild do this year. Stay tuned—should have something for next month's newsletter. We are committed to listening to what you want to see the Guild accomplish, so please share your ideas.

Till next month

Donna Cunning Membership

Programs and Classes

The February presentation will be given by Rich Gady a longtime member of the guild and a teacher at Red Rock College. Rich's presentation on marquetry will include two marquetry pictures that he will be teaching a class on March 3rd, 10th and 17th at Rockler. The class will include all the materials needed to complete one of the pictures. He will also include tools to be used during the class. Rich has developed his artistic skills with drawing and painting along with marquetry. He has created new art pieces combining wood veneers with acrylic painting, often inside a window-like frame, using trompe-l'oeil, (trick-the-eye), techniques. Some of Rich's art pieces have been shown in art shows and galleries around the Colorado area as well as the Design in Wood Show at the San Diego Fair.

Upcoming events and classes

The guild has decided to hold a series of classes called Woodworking 101 the first class will be held on March the 9th at 9:00am at Jeff Roth shop in Parker. The class will go over four of the most important tools to have in a shop, table saw, band saw, drill press and router table. the class will last about four hours and will include safety, tool set up, eye and hearing

protection, appropriate jigs and jigs to protect your hands. Also the proper blades, router bits and drill bits to use for different applications. The cost of the class is \$15.00 We will also be holding a hands on class in March or April on building jigs some of the jigs will be shown at the February meeting. June Seminar

Chris Gochmour has been building fine furniture for over 25 years. Chris has been featured in Fine Woodworking magazine over thirty times. Chris teaches furniture making at Salt Lake Community College and the Marc Adams School of Woodworking. Chris will be coming to Denver for his two day seminar on the construction of his heirloom tool chest using only hand tools. The cost of the seminar will be \$125.00 including lunch for both June 1st and 2nd. The first 100 people to sign up and pay their fee will attend the seminar. There will be a sign up sheet at the February meeting and we will be accepting checks or credit cards.

Stan Wolpert Programs

Guild Officers

Viki Hennon – President

president@coloradowoodworkersguild.org

Tom Bloom – VP

[vice-](mailto:vice-president@coloradowoodworkersguild.org)

president@coloradowoodworkersguild.org

Cary Goltermann – Secretary

secretary@coloradowoodworkersguild.org

John Wilcox – Treasurer

treasurer@coloradowoodworkersguild.org

Guild Committee Chairs

Stan Wolpert – Programs

programs@coloradowoodworkersguild.org

Kevin Loyd – Shows and Exhibits

shows@coloradowoodworkersguild.org

Donna Cuning - Membership

membership@coloradowoodworkersguild.org

Jeff Roth – Community Service

[community-](mailto:community-service@coloradowoodworkersguild.org)

service@coloradowoodworkersguild.org

Richard Gonzalez – Library

library@coloradowoodworkersguild.org

Lindy Baer – Publicity and Public Relations

publicity@coloradowoodworkersguild.org

Al Limiero – Newsletter Editor

newsletter@coloradowoodworkersguild.org

Wilbur Goltermann – Webmaster

webmaster@coloradowoodworkersguild.org

At the January Meeting

Red Rocks Community College Talk

Jeremy A. Cox, the Department Head for the Fine Woodworking Department at Red Rocks Community College described some of their program offerings and invited members to get to know the school



The Guild Needs You!



Raffle Chairperson Needed

Do you like to buy tools?

How about buying tools with someone else's money?

At general meetings and special events the Guild offers raffle items. Those items are either bought from or donated by our sponsors. The Guild wants to expand the raffle in providing bigger, better raffle items. As the Raffle Chair you will have a budget to buy the various raffle items to be offered at meetings and other events.

If you have questions or are interested please contact me.

Viki Hennon,

President@ColoradoWoodworkersGuild.org

CWG Sponsors

The Colorado Woodworkers Guild is fortunate to have several companies as Sponsors. The Sponsors help the Guild with programs, materials, supplies, facilities, display space, financial, and other means. In many cases, Guild members are able to obtain discounts from our Sponsors (except for power tools and sale items). Please note: the Guild discounts only apply to in person purchases in the store (except where noted), and are not available at any sponsor's online store. You must show a current membership card to obtain the discount

A Cut Above

16512 Arminta Street
Van Nuys, CA 91406

Phone: 800-444-2999

Website: www.acutabove.com

Austin Hardwoods of Denver, Inc.

975 W. Mississippi
Denver, CO 80223

Phone: 303-733-1292

Website: www.austinhardwoods.com

B & B Rare Woods

871 Brickyard Circle, Unit C4
Golden, CO 80403

Phone: 303-986-2585

Website: www.wood-veneers.com

Charlie's 2nd Hand Store, Inc.

2227 Larimer Street
Denver, CO 80205

Phone: 303-295-1781

Website: www.usedtoolsplus.com

Collector's Specialty Woods

Showroom and Warehouse

4355 Monaco Street, Unit A
Denver, CO 80216

Phone: 720-278-7797

Website: www.cswoods.com

Wood Yard, Kiln Drying Facility, Woodshop, and Showroom

8055 County Road 570
Gardner, CO 81040

Phone: 800-746-2413

Frank Paxton Lumber Company

4837 Jackson Street
Denver, CO 80216

Phone: 303-399-6047

Website: www.paxtonwood.com/denver.aspx

Rockler Woodworking and Hardware

2553 S. Colorado Blvd
Denver, CO 80222

Phone: 303-782-0588

Website: www.rockler.com/retail/denver-colorado-hardware-store.cfm

TC Woods

5406 County Road 23
Ft. Lupton, CO 80621

Phone: 3-666-8989

Website: www.tcwoods.com

Tool King

11111 W. 6th Avenue
Lakewood, CO 80215

Phone: 303-237-7779

Website: www.toolking.com

Tool Zone, Inc.

8651 Grant Street, Unit 1A
Thornton, CO 80229

Phone: 303-252-8500

Website: www.toolzone.com

Woodcraft of Denver

6770 S. Peoria Street
Centennial, CO 80112

Phone: 303-290-0007

Website:

<http://www.woodcraft.com/stores/store.aspx?id=305>



Colorado Woodworkers Guild
Membership Application

First Name: _____ Last Name: _____

Badge Name: _____ Birthday (Month/Day): _____

Street Address: : _____

City: _____ State _____ Zip Code _____

Phone: _____ ☒ Home ☒ Mobile

EMAIL ADDRESS _____

Woodworking Interests _____

Would you be interested in being a mentor?: ☒ Yes ☐ No

If yes, in what area(s) _____

How did you hear about us ? _____

What do you want to get out of your membership ? : _____

Would you be interested in being on a committee ? : ☒ Yes ☐ No

If so, how would you like to help?: _____

Dues are \$30 annually— Your membership card expires 12/31

Guild Use Only

New Member ___ Renewal ___ Former Member Rejoining ___ Sponsor ___ Presenter ___

Join Date: _____

Payment Received: Cash _____ Check no _____ PayPal _____ Credit card _____

Please return this form at any Guild meeting or via mail to:

Colorado Woodworkers Guild P.O. Box 100996, Denver, Colorado 80250
ColoradoWoodworkersGuild.org
(303)523-8960